www.belimportsnab.by

Modular Check Valve

Model: Z1S6...3X

- Size 6
- Maximum working pressure 315 bar
- Maximum working flow 40 L/min

Contents

Function description, sectional drawing	02
Models and specifications	02
Functional symbols	03
Technical parameters	03
Characteristic curve	04
Component size	04

Features

- Modular type valve
- For vertical stacking installation

www.belimportsnab.by www.belimportsnab.by

www.belimportsnab.by

Functional description, sectional drawing

The Z1S6 type valve is a direct operated check valve with a modular structure. This check valve is closed without leakage in one direction and allows free flow in the other direction.
The stroke of the conical spool (3) is limited by the spring seat (4). The spring (5) causes the conical spool (3) to close. When there is no fluid flows through the valve, the spring (5) holds the conical spool (3) in the closed position.
Model Z1S6...3X/V (metal-sealed)
This valve has a metallic seal between the conical spool (3) and the valve body (1). Therefore, it is particularly suitable for condition of working pressure higher than 100bar and the flow rate greater than 4m/s.

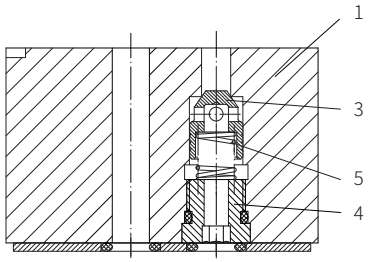

Model Z1S6D...-3XJ/

Models and specifications

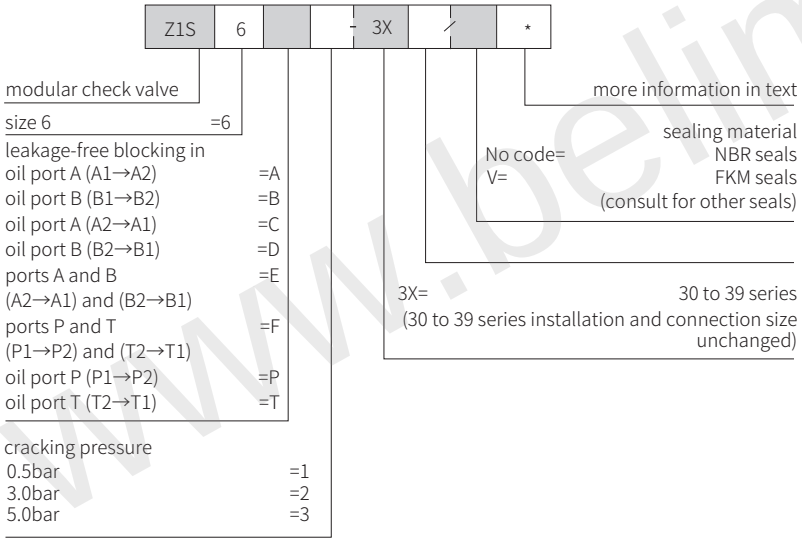

Functional symbols

(①= Valve side, ②= Subplate side)

Model Z1S6A

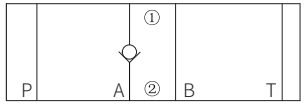

Model Z1S6B

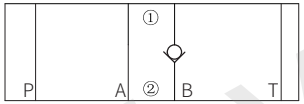

Model Z1S6C

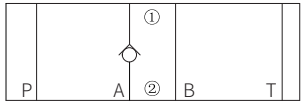

Model Z1S6D

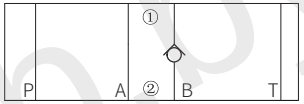

Model Z1S6E

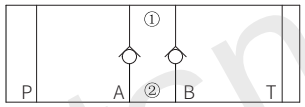

Model Z1S6F

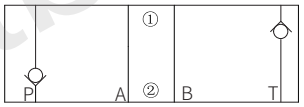

Model Z1S6P

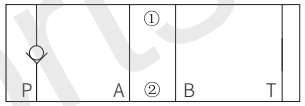

Model Z1S6T

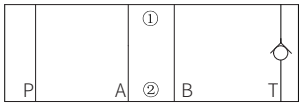

Technical Parameters

Overview		
Weight	kg	0.8
Installation position		Optional
Environment temperature range	°C	-20 to +80
Hydraulic		
Maximum working pressure	bar	315
Cracking pressure — Metal-sealed		0.5; 3; 5
Maximum flow	L/min	40
Flow rate — Metal-sealed	m/s	>4
Pressure medium		Mineral oil (HL, HLP)[1] in accordance with DIN 51524; Fast living organisms degraded oil according to VDMA 24568; HETG (Rapeseed oil)[1]; HEPG(Polyethyleneglycol)[2] ; HEES (Synthetic Fats)[2]
Oil temperature range	°C	-20 to +80
Viscosity range	mm^2/s	2.8 to 500
Cleanliness of oil		The maximum allowable pollution level of oil is ISO4406 Class 20 / 18 / 15

1) For NBR seal and FKM seal.
2) Only for FKM seal.
3) The oil must meet the cleanliness degree requested by the components in the hydraulic system. Effective oil filtration can prevent failure and increase the service life of the components.

www.belimportsnab.by
www.belimportsnab.by

www.belimportsnab.by

Characteristic curve

(Measured when using HLP46, ϑ_{oil}=40°C ± 5°C)

△p-q_v Characteristic curve (A1 to A2)

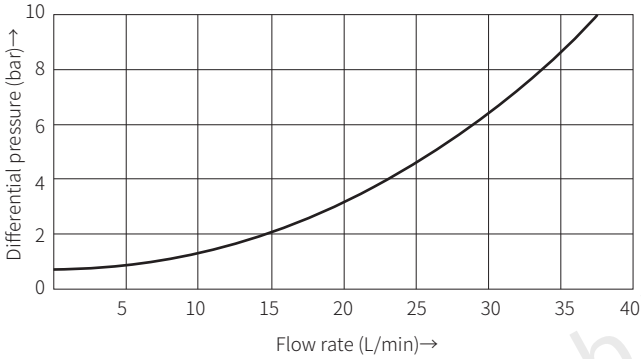

Component size

Size unit: mm

Model Z1S6...-3XJ/...

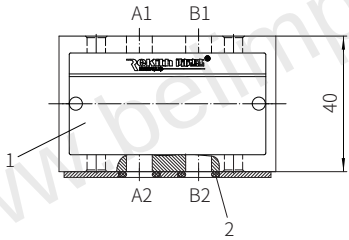

1 Name plate
2 O-ring 9.25x1.78
3 The top surface with R groove

Valve fixing screw (need to be ordered separately)
M5-10.9 grade GB/T70.1-2000
Tightening torque M_A=7.8Nm

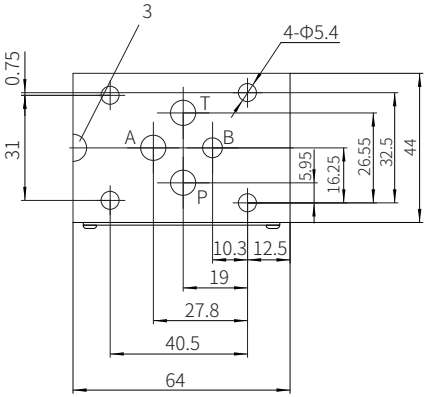

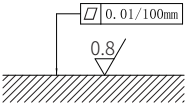

Required surface finishing of mating components

www.belimportsnab.by
www.belimportsnab.by