БелИмпортСнаб



三螺杆泵

THREE-SCREW PUMP

HSA系列产品手册（2020版）

HSA Series Product Manual

www.belimportsnab.by

产品介绍
PRODUCTS

HSA系列三螺杆泵是RSP黄泵根据市场需求而专门设计开发的一种效率高、噪音低、用途广、寿命长的产品，此系列产品结构紧凑，在满足原有三螺杆泵使用要求的同时，还能够满足高转数、低粘度工况的条件，且安装形式多样化，是理想的更新换代产品。产品按照GB/T10886设计生产。

HSA series three-screw pump is designed to meet market demands of high efficiency,low noise,wide applications and long service life. Designed and manufactured according to GB/T10886, HSA series is featured with simple structure to meet the working conditions of high speed and low viscosity.

泵应用领域 Application

产品优势 Advantage



- 产品寿命长， 适合长期连续工作，具有流量脉冲低，噪音、振动低等优点
  Long service life, low pulsation, low noise and vibration, suitable for long-term operation
- 大量采用铝合金，结构紧凑，体积小、重量轻的特点
  Aluminum alloy material is used for compact structure and light weight
- 采用特殊结构设计，改善泵的自吸能力
  Strong self-priming ability due to special design
- 具有多种安装形式，且进出口多方向组合，适应客户各种现场安装的需要
  Various installation type and inlet/outlet composition
- 产品外观精致，自防腐、免油漆能提升机组设备的档次
  Elegant appearance with reliable anticorrosion

性能参数 Performance Data

传动形式Connection	轴联式Shaft connection
转速Speed	950 r/min ~3000r/min
流量范围 Flow	5~1600L/min
出口压力（max）Pressure(max)	max 2.5MPa
输送介质Medium	润滑油、液压油等具有润滑性，不含固体颗粒、无腐蚀性介质 With lubrication property and no solid particles nor corrosivity, such as lube oil or hydraulic oil
工作粘度Viscosity	3~760mm2/s
工作温度Working temperature	0~100℃

www.belimportsnab.by

选型要求 Pump Selection Notes

1、首先要准确了解泵的实际工作参数，如压力、流量、介质的工作温度及介质在工作温度下的粘度、介质有无润滑性、腐蚀性等，本产品可输送各种不含固体颗粒、无腐蚀性具有润滑性的液体介质；
At first obtain pumping operating data,such as pressure,flow rate,working temperature and viscosity of medium at working temperature,lubricating and corrosive properties of medium information,etc.The liquid medium with lubricating property,no solid particles and no corrosive property is applicable for this product.

2、根据介质的粘度选择适当的转速，保证泵的必须汽蚀余量满足用户的实际吸入条件；
Based on medium viscosity,the appropriate speed should be selected to meet NPSH requirement.

- 对于大规格的泵（HSA440 以上）
  For large-scale pumps(HSA 440 above):

当润滑油粘度γ＜380mm²/s，
转速选取以 1450r/min 或 950r/min 为宜；
When the viscosity(γ)of lubrication oil is less than 380mm²/s，1450r/min or 950r/min is applicable;

当润滑油粘度γ＞380mm²/s，
转速选取以 950r/min 为宜；
When the viscosity(γ)of lubrication oil is greater than 380mm²/s, 950 r/min is applicable.

- 对于小规格的泵（HSA280 以下）
  For small-scale pumps(HSA 280 below):

当润滑油粘度γ＜380mm²/s，
转速选取以 1450r/min 或 2900r/min 为宜；
When the viscosity(γ)of lubrication oil is less than 380mm²/s，1450r/min or 2900r/min is applicable;

当润滑油粘度γ＞380mm²/s，
转速选取以 1450r/min 或 950r/min 为宜；
When the viscosity(γ)of lubrication oil is greater than 380mm²/s, 1450 r/min is applicable.

代号说明 Code Description

HSA	F	440	R	46	U4P	Y
系列代码 Series code	安装形式 Mounting type	安装形式 Specification	螺杆旋向 Spiral direction of power rotor	螺旋升角 Inclination angle	泵入口法兰代号 Suction flange code	限压阀装置 Requirement on pressure relief valve

- 系列代码：“HSA”为本系列螺杆泵的系列代码，HSA 系列轴承为内置式；
  Series code: “HSA”is the type code for this series of screw pump with internal bearing.

- 安装形式： 有 F、D、J 等三种安装形式；
  Mounting type:There are three mounting types,i.e.F,D and J,to meet different requirements of users.

F 安装形式对应标准进出口形式
F Type

D 安装形式对应标准进出口形式
D Type

J 安装形式对应标准进出口形式
J Type

注： HSA440-HSA1300 规格 F 及 D 安装形式在泵后部应配有托架支撑，防止泵振动影响性能及泵寿命。
Note: Support bracket must be set at the pump rear for HSA440-HSA1300 F type and D type, for the purpose of preventing pump from any affect caused by vibration.

- 螺杆旋向： 旋向分为 R 和 L 两种方式
  Spiral direction of power rotor:The spiral directions include R and L.

R:螺杆右旋（常规使用）
R:Right-handed spiral direction of power rotor(common use)
面对泵伸轴，顺时针旋转
CW facing pump shaft

L:螺杆左旋（特殊使用）
L:Left-handed spiral direction of power rotor(special use)
面对泵伸轴，逆时针旋转
CCW facing pump shaft

- 泵入口法兰代号 Pump suction flange code: U4P:：

U4P 表示小口径、侧进口法兰（配 4 级及以上电机使用）
U4P:small diameter, side entry flange (for 4-pole motor or above speed)
U2P 表示大口径、侧进口法兰（配 2 级电机使用）
U2P:large diameter, side entry flange (for 2-pole motor)

E4P 表示小口径、端进口法兰（配 4 级及以上电机使用）
E4P:small diameter, end entry flange (for 4-pole motor or above speed)
E2P 表示大口径、端进口法兰（配 2 级电机使用）
E2P:large diameter, side entry flange (for 2-pole motor)

- 安全装置要求： 无符号表示不安装限压阀 ，符号 Y 表示安装限压阀；
  Requirements on pressure relief valve:No symbol indicates no pressure relief valve is provided, symbol Y indicates a pressure relief valve is provided.



无符号： 不安装限压阀
No symbol:without pressure relief valve



Y： 安装限压阀
Y:with pressure relirf valve

性能参数
PERFORMANCE PARAMETERS

转 速 Rotating Speed　N=1450r/min

规格 Size	压力 Pressure P Mpa	介质工作时粘度 Fluid Working Viscosity mm²/s											
		3				12				40			
		流量 Flow Q l/min	轴功率 Shaft Power W kw	电机规格 Motor Specifica-tions	电机功率 Motor Power W kw	流量 Flow Q l/min	轴功率 Shaft Power W kw	电机规格 Motor Specifica-tions	电机功率 Motor Power W kw	流量 Flow Q l/min	轴功率 Shaft Power W kw	电机规格 Motor Specifica-tions	电机功率 Motor Power W kw
20—38	0.5	12.1	0.23	80M1-4	0.55	13.9	0.23	80M1-4	0.55	14.4	0.25	80M1-4	0.55
	1	10.4	0.34	80M1-4	0.55	12.7	0.34	80M1-4	0.55	13.7	0.36	80M1-4	0.55
	1.5	8.7	0.46	80M2-4	0.75	11	0.51	80M2-4	0.75	12.3	0.54	80M2-4	0.75
	2	—	—	—	—	9.6	0.59	80M2-4	0.75	11.1	0.59	80M2-4	0.75
	2.5	—	—	—	—	—	—	—	—	10.4	0.74	90S-4	1.1
20—46	0.5	16.6	0.27	80M1-4	0.55	18	0.27	80M1-4	0.55	18.8	0.27	80M1-4	0.55
	1	14.2	0.44	80M2-4	0.75	16.8	0.44	80M2-4	0.75	18.1	0.44	80M2-4	0.75
	1.5	11.8	0.6	90S-4	1.1	15.1	0.65	90S-4	1.1	16.9	0.67	90S-4	1.1
	2	—	—	—	—	13.4	0.74	90S-4	1.1	15.7	0.74	90S-4	1.1
	2.5	—	—	—	—	—	—	—	—	14.6	0.95	90L-4	1.5
40—38	0.5	26.9	0.39	80M1-4	0.55	29.3	0.39	80M1-4	0.55	29.9	0.39	80M1-4	0.55
	1	23.4	0.63	90S-4	1.1	27.1	0.63	90S-4	1.1	28.5	0.63	90S-4	1.1
	1.5	20.5	0.87	90L-4	1.5	25.3	0.87	90L-4	1.5	27	0.88	90L-4	1.5
	2	—	—	—	—	23.6	1.15	90L-4	1.5	25.6	1.15	90L-4	1.5
	2.5	—	—	—	—	—	—	—	—	24.2	1.38	100L1-4	2.2
40—46	0.5	34.7	0.45	80M2-4	0.75	39.5	0.45	80M2-4	0.75	39.9	0.45	80M2-4	0.75
	1	32.6	0.82	90S-4	1.1	36.9	0.82	90S-4	1.1	38.3	0.82	90S-4	1.1
	1.5	30.4	1.15	90L-4	1.5	34.3	1.15	90L-4	1.5	36.7	1.15	90L-4	1.5
	2	—	—	—	—	31.7	1.49	100L1-4	2.2	35.1	1.49	100L1-4	2.2
	2.5	—	—	—	—	—	—	—	—	33.5	1.72	100L1-4	2.2
* 40—54	0.5	47.2	0.6	90S-4	1.1	49.1	0.7	90S-4	1.1	50.6	0.8	90S-4	1.1
	1	43.3	1.1	90L-4	1.5	46.4	1.1	90L-4	1.5	48.3	1.3	90L-4	1.5
	1.5	—	—	—	—	43.5	1.6	100L1-4	2.2	46.1	1.7	100L1-4	2.2
	2	—	—	—	—	—	—	—	—	44	2.2	100L2-4	3
	2.5	—	—	—	—	—	—	—	—	—	—	—	—
80—36	0.5	49.3	0.78	90S-4	1.1	52.9	0.78	90S-4	1.1	53.8	0.88	90S-4	1.1
	1	44.7	1.27	100L1-4	2.2	49.6	1.27	100L1-4	2.2	51.2	1.27	100L1-4	2.2
	1.5	39.3	1.76	100L2-4	3	46.3	1.77	100L2-4	3	48.6	1.77	100L2-4	3
	2	—	—	—	—	42.9	2.26	100L2-4	3	46	2.27	100L2-4	3
	2.5	—	—	—	—	—	—	—	—	43.4	2.77	112M-4	4
80—42	0.5	60	0.73	90S-4	1.1	62.3	0.87	90S-4	1.1	64.1	0.89	90S-4	1.1
	1	54.3	1.3	100L1-4	2.2	60.2	1.41	100L1-4	2.2	61.2	1.43	100L1-4	2.2
	1.5	48	1.98	100L2-4	3	56.5	1.99	100L2-4	3	58.3	2.03	100L2-4	3
	2	—	—	—	—	54	2.58	112M-4	4	56.4	2.61	112M-4	4
	2.5	—	—	—	—	—	—	—	—	53.5	3.23	112M-4	4
80—46	0.5	66.1	0.9	90L-4	1.5	76.4	0.9	90L-4	1.5	79.4	0.91	90L -4	1.5
	1	64.3	1.68	100L1-4	2.2	71	1.68	100L1-4	2.2	74.7	1.68	100L1-4	2.2
	1.5	62.4	2.23	100L2-4	3	66.1	2.27	100L2-4	3	68.5	2.28	100L2-4	3
	2	—	—	—	—	60.8	2.85	112M-4	4	62.2	2.87	112M-4	4
	2.5	—	—	—	—	—	—	—	—	55.9	3.46	112M-4	4
* 80—54	0.5	93	1.12	90L-4	1.5	98.2	1.12	90L-4	1.5	100.7	1.12	90L-4	1.5
	1	82.1	2.02	100L2-4	3	91.3	2.02	100L2-4	3	96.5	2.02	100L2-4	3
	1.5	—	—	—	—	84.2	2.78	112M-4	4	92.6	2.81	112M-4	4
	2	—	—	—	—	—	—	—	—	88.2	3.59	132S-4	5.5
	2.5	—	—	—	—	—	—	—	—	—	—	—	—

转 速 Rotating Speed　N=1450r/min

规格 Size	压力 Pressure P Mpa	介质工作时粘度 Fluid Working Viscosity mm²/s											
		75				150				380			
		流量 Flow Q l/min	轴功率 Shaft Power W kw	电机规格 Motor Specifica-tions	电机功率 Motor Power W kw	流量 Flow Q l/min	轴功率 Shaft Power W kw	电机规格 Motor Specifica-tions	电机功率 Motor Power W kw	流量 Flow Q l/min	轴功率 Shaft Power W kw	电机规格 Motor Specifica-tions	电机功率 Motor Power W kw
20—38	0.5	14.6	0.25	80M1-4	0.55	14.7	0.31	80M1-4	0.55	14.8	0.39	80M2-4	0.75
	1	14	0.37	80M2-4	0.75	14.1	0.43	80M2-4	0.75	14.2	0.55	90S-4	1.1
	1.5	13.1	0.58	90S-4	1.1	13.3	0.62	90S-4	1.1	13.5	0.65	90S-4	1.1
	2	12.5	0.65	90S-4	1.1	12.6	0.71	90S-4	1.1	12.9	0.75	90S-4	1.1
	2.5	11.5	0.76	90S-4	1.1	11.85	0.82	90S-4	1.1	12.2	0.9	90S-4	1.1
20—46	0.5	19	0.28	80M1-4	0.55	19.3	0.33	80M1-4	0.55	19.6	0.45	80M2-4	0.75
	1	18.4	0.45	80M2-4	0.75	18.7	0.52	80M2-4	0.75	19.1	0.6	90S-4	1.1
	1.5	17.3	0.74	90S-4	1.1	17.8	0.82	80M2-4	0.75	18.2	0.91	90S-4	1.1
	2	16.6	0.79	90S-4	1.1	17.2	0.88	90S-4	1.1	17.3	0.95	90L-4	1.5
	2.5	15.7	0.96	90L-4	1.5	16.4	1.03	90S-4	1.1	16.4	1.1	90L-4	1.5
40—38	0.5	30.3	0.41	80M1-4	0.55	30.6	0.56	80M2-4	0.75	30.9	0.6	80M2-4	0.75
	1	29.1	0.69	90S-4	1.1	29.4	0.82	90S-4	1.1	29.9	0.88	90S-4	1.1
	1.5	27.8	0.92	90L-4	1.5	28.1	1.06	90L-4	1.5	28.9	1.13	90L-4	1.5
	2	26.6	1.14	90L-4	1.5	26.9	1.29	100L1-4	2.2	27.9	1.38	100L1-4	2.2
	2.5	25.3	1.37	100L1-4	2.2	25.6	1.53	100L1-4	2.2	26.9	1.63	100L1-4	2.2
40—46	0.5	40.6	0.49	80M2-4	0.75	40.8	0.49	90S-4	1.1	41.2	0.61	90S-4	1.1
	1	39.1	0.85	90S-4	1.1	39.3	0.98	90L-4	1.5	40.1	1.13	90L-4	1.5
	1.5	37.3	1.15	90L-4	1.5	37.8	1.19	100L1-4	2.2	39	1.38	100L1-4	2.2
	2	35.6	1.45	100L1-4	2.2	36.3	1.53	100L1-4	2.2	37.9	1.63	100L2-4	3
	2.5	33.8	1.75	100L2-4	3	34.8	1.81	100L2-4	3	36.85	1.91	100L2-4	3
* 40—54	0.5	50.9	0.9	90S-4	1.1	51.2	1	90S-4	1.1	51.5	1.3	90L-4	1.5
	1	48.7	1.4	90L-4	1.5	49.1	1.5	100L1-4	2.2	49.5	1.8	100L1-4	2.2
	1.5	46.6	1.8	100L1-4	2.2	47.1	2	100L1-4	2.2	47.6	2.2	100L2-4	3
	2	44.5	2.3	100L2-4	3	45.1	2.5	100L2-4	3	45.7	2.7	100L2-4	3
	2.5	42.4	2.8	112M-4	4	43	3	112M-4	4	43.7	3.2	112M-4	4
80—36	0.5	54.9	0.94	90L-4	1.5	56.1	1	90L-4	1.5	56.3	1.18	90L-4	1.5
	1	52.7	1.37	100L1-4	2.2	53.9	1.42	100L1-4	2.2	54.4	1.65	100L1-4	2.2
	1.5	50.4	1.75	100L1-4	2.2	51.6	1.85	100L2-4	3	52.5	2.1	100L2-4	3
	2	48.2	2.32	100L2-4	3	49.4	2.27	100L2-4	3	50.5	2.53	112M-4	4
	2.5	45.9	2.68	112M-4	4	47.1	2.71	112M-4	4	48.6	2.96	112M-4	4
80—42	0.5	64.4	1.1	90L-4	1.5	64.7	1.2	90L-4	1.5	65.2	1.5	90L-4	1.5
	1	61.6	1.7	100L1-4	2.2	62.1	1.8	100L1-4	2.2	62.6	2.1	100L1-4	2.2
	1.5	58.9	2.3	100L2-4	3	59.5	2.4	100L2-4	3	60.3	2.7	100L2-4	3
	2	56.3	2.9	112M-4	4	57	3	112M-4	4	57.8	3.3	112M-4	4
	2.5	53.7	3.5	112M-4	4	54.4	3.7	132S-4	5.5	55.3	4	132S-4	5.5
80—46	0.5	80.1	1.02	90L-4	1.5	80.4	1.1	90L-4	1.5	80.5	1.29	100L1-4	2.2
	1	76.1	1.7	100L1-4	2.2	77.1	1.8	100L2-4	3	77.8	1.99	100L2-4	3
	1.5	72.8	2.33	100L2-4	3	73.9	2.4	112M-4	4	75	2.62	112M-4	4
	2	69.4	2.94	112M-4	4	70.8	3	112M-4	4	72.3	3.24	132S-4	5.5
	2.5	66.1	3.55	132S-4	5.5	67.6	3.6	132S-4	5.5	69.5	3.87	132S-4	5.5
* 80—54	0.5	103.1	1.2	90L-4	1.5	104.6	1.33	100L1-4	2.2	104.2	1.5	100L1-4	2.2
	1	99	2.1	100L2-4	3	99.9	2.23	100L2-4	3	101	2.4	100L2-4	3
	1.5	94.8	2.92	112M-4	4	95.1	3.05	112M-4	4	97.7	3.26	132S-4	5.5
	2	90.6	3.76	132S-4	5.5	90.4	3.86	132S-4	5.5	94.5	4.13	132S-4	5.5
	2.5	86.5	4.6	132M-4	7.5	85.6	4.68	132M-4	7.5	91.2	4.99	132M-4	7.5

www.belimportsnab.by

性能参数
PERFORMANCE PARAMETERS

转 速 Rotating Speed　N=1450r/min

规格 Size	压力 Pressure P Mpa	介质工作时粘度 Fluid Working Viscosity mm²/s											
		3				12				40			
		流量 Flow Q l/min	轴功率 Shaft Power W kw	电机规格 Motor Specifica-tions	电机功率 Motor Power W kw	流量 Flow Q l/min	轴功率 Shaft Power W kw	电机规格 Motor Specifica-tions	电机功率 Motor Power W kw	流量 Flow Q l/min	轴功率 Shaft Power W kw	电机规格 Motor Specifica-tions	电机功率 Motor Power W kw
120—42	0.5	86.4	1.19	90L-4	1.5	91.8	1.19	90L-4	1.5	95.2	1.19	90L-4	1.5
	1	77.6	2.05	100L2-4	3	85.2	2.05	100L2-4	3	90.6	2.05	100L2-4	3
	1.5	68.7	2.78	112M-4	4	79.9	2.78	112M-4	4	86.1	2.81	112M-4	4
	2	—	—	—	—	73.8	3.54	132S-4	5.5	81.7	3.57	132S-4	5.5
	2.5	—	—	—	—	—	—	—	—	77.2	4.33	132M-4	7.5
120—46	0.5	104.6	1.35	100L1-4	2.2	111.5	1.35	100L1-4	2.2	114.8	1.35	100L1-4	2.2
	1	95.1	2.35	100L2-4	3	104	2.35	100L2-4	3	109.1	2.35	100L2-4	3
	1.5	85.6	3.23	132S-4	5.5	96.5	3.23	132S-4	5.5	103.2	3.25	132S-4	5.5
	2	—	—	—	—	—	—	132S-4	5.5	97.3	4.15	132S-4	5.5
	2.5	—	—	—	—	—	—	—	—	91.5	5.05	132M-4	7.5
120—50	0.5	116	1.39	100L1-4	2.2	122	1.41	100L1-4	2.2	126	1.5	100L1-4	2.2
	1	114	2.4	100L2-4	3	120	2.49	100L2-4	3	124	2.67	100L2-4	3
	1.5					118	3.66	132S-4	5.5	123	3.91	132S-4	5.5
	2	—	—	—	—	—	—	132S-4	5.5	121	4.88	132M-4	7.5
	2.5	—	—	—	—	—	—	—	—	—	—	—	—
* 120—54	0.5	129	1.68	100L1-4	2.2	144	1.68	100L1-4	2.2	150.5	1.68	100L1-4	2.2
	1	120	2.99	112M-4	4	135	2.99	112M-4	4	143	2.99	112M-4	4
	1.5	—	—	—	—	126	4.09	132S-4	5.5	135.5	4.25	132S-4	5.5
	2	—	—	—	—	—	—	—	—	128	5.51	132M-4	7.5
	2.5	—	—	—	—	—	—	—	—	—	—	—	—
210—36	0.5	132	1.68	100L1-4	2.2	140	1.68	100L1-4	2.2	143	1.68	100L1-4	2.2
	1	123	2.9	112M-4	4	132	2.9	112M-4	4	137	2.9	112M-4	4
	1.5	114	3.96	132S-4	5.5	124	3.98	132S-4	5.5	129.5	4.23	132S-4	5.5
	2	—	—	—	—	115	5.05	132M-4	7.5	122	5.57	132M-4	7.5
	2.5	—	—	—	—	—	—	—	—	114.5	6.6	160M-4	11
210—40	0.5	152	1.96	100L2-4	3	156	1.96	100L2-4	3	163	1.96	100L2-4	3
	1	140	3.35	132S-4	5.5	148	3.35	132S-4	5.5	155	3.35	132S-4	5.5
	1.5	128	4.56	132M-4	7.5	140	4.59	132M-4	7.5	147	5.13	132M-4	7.5
	2	—	—	—	—	131	5.82	132M-4	7.5	138	6.14	132M-4	7.5
	2.5	—	—	—	—	—	—	—	—	130	7.52	160M-4	11
210—46	0.5	188	2.32	100L2-4	3	199	2.32	100L2-4	3	203	2.32	100L2-4	3
	1	173	4.08	132S-4	5.5	187	4.08	132S-4	5.5	194	4.08	132S-4	5.5
	1.5	158	5.56	132M-4	7.5	175	5.61	132M-4	7.5	184	5.68	132M-4	7.5
	2	—	—	—	—	164	7.12	160M-4	11	174	7.28	160M-4	11
	2.5	—	—	—	—	—	—	—	—	164	8.88	160L-4	15
* 210—50	0.5	211	2.26	100L2-4	3	213	2.38	112M-4	4	215	2.57	112M-4	4
	1	199	4.2	132S-4	5.5	202	4.38	132S-4	5.5	205	4.55	132S-4	5.5
	1.5	—	—	—	—	192	6.22	132M-4	7.5	196	6.39	160M-4	11
	2	—	—	—	—	—	—	—	—	187	8.64	160M-4	11
	2.5	—	—	—	—	—	—	—	—	—	—	—	—
* 210—54	0.5	250	2.83	112M-4	4	253	2.83	112M-4	4	255	2.9	112M-4	4
	1	240	5.23	132M-4	7.5	242	5.24	132M-4	7.5	244	5.24	132M-4	7.5
	1.5	—	—	—	—	228	7.56	160M-4	11	232	7.56	160M-4	11
	2	—	—	—	—	—	—	—	—	221	9.96	160L-4	15
	2.5	—	—	—	—	—	—	—	—	—	—	—	—

转 速 Rotating Speed　N=1450r/min

规格 Size	压力 Pressure P Mpa	介质工作时粘度 Fluid Working Viscosity mm²/s											
		75				150				380			
		流量 Flow Q l/min	轴功率 Shaft Power W kw	电机规格 Motor Specifica-tions	电机功率 Motor Power W kw	流量 Flow Q l/min	轴功率 Shaft Power W kw	电机规格 Motor Specifica-tions	电机功率 Motor Power W kw	流量 Flow Q l/min	轴功率 Shaft Power W kw	电机规格 Motor Specifica-tions	电机功率 Motor Power W kw
120—42	0.5	96.6	1.33	100L1-4	2.2	97.4	1.51	100L1-4	2.2	97.6	1.82	100L2-4	3
	1	92.5	2.17	100L2-4	3	93.7	2.35	100L2-4	3	94.7	2.65	112M-4	4
	1.5	88.4	2.93	112M-4	4	90	3.1	112M-4	4	91.8	3.41	132S-4	5.5
	2	84.3	3.7	132S-4	5.5	86.4	3.91	132S-4	5.5	88.9	4.21	132S-4	5.5
	2.5	80.2	4.55	132M-4	7.5	82.7	4.65	132M-4	7.5	86	4.88	132M-4	7.5
120—46	0.5	115	1.49	100L1-4	2.2	116	1.66	100L1-4	2.2	117	1.94	100L2-4	3
	1	111	2.48	112M-4	4	112	2.65	112M-4	4	113	2.93	112M-4	4
	1.5	106	3.32	132S-4	5.5	107	3.53	132S-4	5.5	109	3.82	132S-4	5.5
	2	101	4.16	132M-4	7.5	102	4.41	132M-4	7.5	104	4.71	132M-4	7.5
	2.5	96	5.01	160M-4	11	97	5.31	160M-4	11	100.5	5.6	160M-4	11
120—50	0.5	128	1.61	100L1-4	2.2	129	1.75	100L1-4	2.2	129	2.2	100L2-4	3
	1	126	3.1	112M-4	4	127	3.4	112M-4	4	128	3.9	132S-4	5.5
	1.5	125	4.1	132S-4	5.5	126	4.5	132S-4	5.5	127	5.1	132M-4	7.5
	2	123	5.4	132M-4	7.5	124	5.7	132M-4	7.5	125	6.3	132M-4	7.5
	2.5	120	6.6	132M-4	7.5	121	6.9	160M-4	11	121	7.4	160M-4	11
* 120—54	0.5	152	1.8	100L1-4	2.2	154	1.99	100L1-4	2.2	155	2.28	100L2-4	3
	1	146	3.12	112M-4	4	147	3.3	112M-4	4	149	3.58	132S-4	5.5
	1.5	139	4.28	132S-4	5.5	140	4.65	132S-4	5.5	142	4.81	132M-4	7.5
	2	132	5.39	132M-4	7.5	133	5.65	132M-4	7.5	135	5.96	132M-4	7.5
	2.5	126	6.51	132M-4	7.5	127	6.85	160M-4	11	129	7.11	160M-4	11
210—36	0.5	144	1.73	100L2-4	3	143	1.95	100L2-4	3	145	2.63	112M-4	4
	1	138	3.03	112M-4	4	139	3.32	112M-4	4	141	3.74	132S-4	5.5
	1.5	133	4.43	132S-4	5.5	134	4.4	132S-4	5.5	136	4.88	132M-4	7.5
	2	128	5.93	132M-4	7.5	130	5.62	132M-4	7.5	131	5.95	132M-4	7.5
	2.5	123	7.33	160M-4	11	126.5	6.85	160M-4	11	126	7.11	160M-4	11
210—40	0.5	163	2.08	100L2-4	3	165	2.41	100L2-4	3	165	2.85	112M-4	4
	1	157	3.53	132S-4	5.5	159	3.81	132S-4	5.5	160	4.29	132S-4	5.5
	1.5	151	5.12	132M-4	7.5	152	5.41	132M-4	7.5	154	5.78	132M-4	7.5
	2	145	6.3	160M-4	11	145	6.61	160M-4	11	148	7.09	160M-4	11
	2.5	139	7.69	160M-4	11	139	7.99	160M-4	11	142	8.48	160M-4	11
210—46	0.5	204	2.5	112M-4	4	205	2.78	112M-4	4	207	3.26	132S-4	5.5
	1	197	4.25	132S-4	5.5	198	4.53	132M-4	7.5	200	5.03	132M-4	7.5
	1.5	190	5.89	132M-4	7.5	191	6.18	160M-4	11	193	6.71	160M-4	11
	2	184	7.55	160M-4	11	185	7.81	160M-4	11	187	8.29	160M-4	11
	2.5	177	8.98	160L-4	15	178	9.48	160L-4	15	180	9.88	160L-4	15
210—50	0.5	216	3.3	112M-4	4	218	3.8	112M-4	4	219	4.5	132S-4	5.5
	1	207	5.4	132M-4	7.5	209	5.8	132M-4	7.5	210	6.6	132M-4	7.5
	1.5	198	7.4	160M-4	11	200	7.9	160M-4	11	202	8.7	160M-4	11
	2	189	9.5	160M-4	11	192	9.9	160M-4	11	194	10.8	160L-4	15
	2.5	180	11.5	160L-4	15	183	12	160L-4	15	186	12.9	160L-4	15
* 210—54	0.5	256	3.9	112M-4	4	257	4.4	132S-4	5.5	259	5.4	132S-4	5.5
	1	244	6.3	132M-4	7.5	247	5.67	132M-4	7.5	249	7.9	160M-4	11
	1.5	234	8.8	160M-4	11	236	9.3	160M-4	11	239	10.3	160M-4	11
	2	223	11.2	160L-4	15	227	11.8	160L-4	15	230	12.8	160L-4	15
	2.5	213	13.6	160L-4	15	216	14.2	160L-4	15	220	15.3	180M-4	18.5

www.belimportsnab.by

性能参数
PERFORMANCE PARAMETERS

转 速 Rotating Speed　N=1450r/min

规格 Size	压力 Pressure P Mpa	介质工作时粘度 Fluid Working Viscosity mm²/s											
		3				12				40			
		流量 Flow Q l/min	轴功率 Shaft Power W kw	电机规格 Motor Specifica-tions	电机功率 Motor Power W kw	流量 Flow Q l/min	轴功率 Shaft Power W kw	电机规格 Motor Specifica-tions	电机功率 Motor Power W kw	流量 Flow Q l/min	轴功率 Shaft Power W kw	电机规格 Motor Specifica-tions	电机功率 Motor Power W kw
280—43	0.5	215	2.93	112M-4	4	224	2.93	112M-4	4	227	2.93	112M-4	4
	1	196	4.98	132M-4	7.5	210	4.98	132M-4	7.5	218	4.98	132M-4	7.5
	1.5	177	6.71	160M-4	11	197	6.75	160M-4	11	206	7.23	160M-4	11
	2	157	8.44	160L-4	15	183	8.55	160M-4	11	196	9.1	160M-4	11
	2.5	—	—	—	—	-	-	160L-4	15	184	11.1	160L-4	15
280—46	0.5	245	3.18	112M-4	4	253	3.18	112M-4	4	259	3.18	112M-4	4
	1	226	5.54	132M-4	7.5	240	5.54	132M-4	7.5	249	5.54	132M-4	7.5
	1.5	206	7.47	160M-4	11	227	7.48	160M-4	11	237	8.03	160M-4	11
	2	187	9.83	160L-4	15	212	9.41	160L-4	15	227	10.2	160L-4	15
	2.5	—	—	—	—	-	-	160L-4	15	215	12.8	160L-4	15
* 280—50	0.5	262	3.3	132S-4	5.5	266	3.35	132S-4	5.5	268	3.47	132S-4	5.5
	1	248	6.01	132M-4	7.5	252	6.11	132M-4	7.5	256	6.22	132M-4	7.5
	1.5	235	8.56	160M-4	11	241	8.72	160M-4	11	245	8.97	160M-4	11
	2	—	—	—	—	228	10.7	160L-4	15	233	11.4	160L-4	15
	2.5	—	—	—	—	—	—	180M-4	18.5	217	14.2	180M-4	18.5
* 280—54	0.5	324	3.95	132S-4	5.5	334	3.96	132S-4	5.5	343	3.96	132S-4	5.5
	1	290	7.08	160M-4	11	316	7.08	160M-4	11	329	7.08	160M-4	11
	1.5	284	10.2	160L-4	15	298	10.2	160L-4	15	316	10.2	160L-4	15
	2	—	—	—	—	278	12.12	180M-4	18.5	302	12.9	180M-4	18.5
	2.5	—	—	—	—	—	—	—	—	288	15.8	180L-4	22
440—36	0.5	287	3.87	132S-4	5.5	295	3.87	132S-4	5.5	301	3.87	132S-4	5.5
	1	268	6.41	160M-4	11	282	6.41	160M-4	11	291	6.41	160M-4	11
	1.5	248	8.53	160M-4	11	269	8.57	160M-4	11	280	9.11	160M-4	11
	2	228	10.65	160L-4	15	257	10.73	160L-4	15	269	11.45	160L-4	15
	2.5	—	—	—	—	-	-	180M-4	18.5	258	14	180M-4	18.5
440—40	0.5	318	4.15	132S-4	5.5	327	4.15	132S-4	5.5	333	4.15	132S-4	5.5
	1	298	7.02	160M-4	11	314	7.02	160M-4	11	323	7.02	160M-4	11
	1.5	278	9.42	160L-4	15	301	9.67	160L-4	15	313	10.2	160L-4	15
	2	258	11.82	160L-4	15	287	12.32	160L-4	15	303	12.8	160L-4	15
	2.5	—	—	—	—	—	—	180M-4	18.5	293	15.8	180M-4	18.5
440—42	0.5	339	4.21	132S-4	5.5	343	4.29	132S-4	5.5	346	4.44	132S-4	5.5
	1	320	7.56	160M-4	11	326	7.56	160M-4	11	330	7.78	160M-4	11
	1.5	304	10.3	160L-4	15	310	10.6	160L-4	15	316	10.9	160L-4	15
	2	288	13.4	180M-4	18.5	297	13.8	180M-4	18.5	301	14.1	180M-4	18.5
	2.5	—	—	—	—	—	—	180L-4	22	288	17.1	180L-4	22
440—46	0.5	406	4.95	132M-4	7.5	417	4.95	132M-4	7.5	428	4.89	132M-4	7.5
	1	378	8.64	160M-4	11	400	8.64	160M-4	11	411	8.64	160M-4	11
	1.5	349	11.94	160L-4	15	383	12.11	160L-4	15	394	12.4	160L-4	15
	2	320	16.1	180L-4	22	366	15.6	180L-4	22	378	16.2	180L-4	22
	2.5	—	—	—	—	—	—	200L-4	30	361	19.8	200L-4	30
* 440—51	0.5	467	5.28	132M-4	7.5	472	5.35	132M-4	7.5	476	5.66	132M-4	7.5
	1	440	9.4	160L-4	15	448	9.61	160L-4	15	454	9.98	160L-4	15
	1.5	413	13.5	180M-4	18.5	424	13.9	180M-4	18.5	432	14.3	180M-4	18.5
	2	—	—	—	—	400	18.1	180L-4	22	410	18.6	180L-4	22
	2.5	—	—	—	—	—	—	200L-4	30	388	22.9	200L-4	30

转 速 Rotating Speed　N=1450r/min

规格 Size	压力 Pressure P Mpa	介质工作时粘度 Fluid Working Viscosity mm²/s											
		75				150				380			
		流量 Flow Q l/min	轴功率 Shaft Power W kw	电机规格 Motor Specifica-tions	电机功率 Motor Power W kw	流量 Flow Q l/min	轴功率 Shaft Power W kw	电机规格 Motor Specifica-tions	电机功率 Motor Power W kw	流量 Flow Q l/min	轴功率 Shaft Power W kw	电机规格 Motor Specifica-tions	电机功率 Motor Power W kw
280-43	0.5	229	3.21	132S-4	5.5	232	3.54	132S-4	5.5	233	4.31	132S-4	5.5
	1	222	5.28	132M-4	7.5	223	5.67	132M-4	7.5	225	6.44	160M-4	11
	1.5	214	7.35	160M-4	11	215	7.73	160M-4	11	216	8.59	160M-4	11
	2	205	9.38	160L-4	15	206	9.78	160L-4	15	207	10.7	160L-4	15
	2.5	198	11.4	160L-4	15	197	11.8	160L-4	15	198	12.6	160L-4	15
280-46	0.5	260	3.41	132S-4	5.5	263	3.82	132S-4	5.5	266	4.65	132M-4	7.5
	1	252	5.83	132M-4	7.5	254	6.22	132M-4	7.5	256	6.99	160M-4	11
	1.5	245	8.16	160M-4	11	246	8.55	160M-4	11	247	9.33	160L-4	15
	2	236	10.5	160L-4	15	237	10.9	160L-4	15	237	11.7	160L-4	15
	2.5	228	12.8	160L-4	15	236	13.2	180M-4	18.5	227	14	180M-4	18.5
* 280-50	0.5	270	4.3	132S-4	5.5	271	4.8	132M-4	7.5	273	5.8	132M-4	7.5
	1	258	6.9	160M-4	11	260	7.5	160M-4	11	262	8.5	160M-4	11
	1.5	247	9.6	160L-4	15	249	10.1	160L-4	15	252	11.2	160L-4	15
	2	236	12.2	160L-4	15	239	12.8	160L-4	15	242	13.9	180M-4	18.5
	2.5	225	14.9	180M-4	18.5	228	15.5	180M-4	18.5	232	16.7	180L-4	22
* 280-54	0.5	345	4.26	132S-4	5.5	346	4.66	132M-4	7.5	—	—	—	—
	1	335	7.38	160M-4	11	336	7.77	160M-4	11	—	—	—	—
	1.5	324	10.5	160L-4	15	325	10.9	160L-4	15	—	—	—	—
	2	314	13.6	180M-4	18.5	315	14	180M-4	18.5	—	—	—	—
	2.5	303	16.9	180L-4	22	304	17.1	180L-4	22	—	—	—	—
440—36	0.5	300	3.91	132S-4	5.5	302	4.15	132S-4	5.5	303	5.5	132M-4	7.5
	1	292	6.81	160M-4	11	294	7.21	160M-4	11	296	8.34	160M-4	11
	1.5	284	8.89	160M-4	11	287	9.31	160L-4	15	288	11.1	160L-4	15
	2	277	11.5	160L-4	15	279	11.9	160L-4	15	281	13.7	180M-4	18.5
	2.5	269	14.1	180M-4	18.5	271	14.5	180M-4	18.5	273	16.1	180L-4	22
440—40	0.5	338	4.58	132M-4	7.5	339	5.1	132M-4	7.5	340	6.25	160M-4	11
	1	326	7.48	160M-4	11	328	8.01	160M-4	11	330	9.18	160L-4	15
	1.5	314	10.3	160L-4	15	317	10.9	160L-4	15	319	12.1	160L-4	15
	2	312	13.2	180M-4	18.5	306	13.8	180M-4	18.5	308	15	180M-4	18.5
	2.5	294	16.1	180L-4	22	295	16.7	180L-4	22	297	17.8	180L-4	22
440—42	0.5	348	5.1	132M-4	7.5	350	5.8	132M-4	7.5	352	6.9	160M-4	11
	1	332	8.4	160M-4	11	335	9.1	160M-4	11	338	10.3	160L-4	15
	1.5	318	11.7	160L-4	15	321	12.4	160L-4	15	325	13.6	180M-4	18.5
	2	304	15	180M-4	18.5	308	15.7	180M-4	18.5	312	17	180L-4	22
	2.5	290	18.3	180L-4	22	294	19	180L-4	22	299	20.4	200L-4	30
440—46	0.5	432	5.38	132M-4	7.5	433	5.92	132M-4	7.5	435	7.09	160M-4	11
	1	417	9.08	160M-4	11	418	9.61	160L-4	15	420	10.8	160L-4	15
	1.5	401	12.7	160L-4	15	403	13.3	180M-4	18.5	405	14.5	180M-4	18.5
	2	385	16.5	180L-4	22	388	16.9	180L-4	22	390	18.1	180L-4	22
	2.5	370	20.1	200L-4	30	373	20.6	200L-4	30	375	21.8	200L-4	30
* 440—51	0.5	478	7.1	160M-4	11	481	7.9	160M-4	11	484	9.5	160M-4	11
	1	457	11.6	160L-4	15	461	12.5	160L-4	15	465	14.1	160L-4	15
	1.5	438	16.1	180M-4	18.5	442	17	180M-4	18.5	447	18.8	180L-4	22
	2	418	20.6	200L-4	30	423	21.6	200L-4	30	430	23.4	200L-4	30
	2.5	399	25.1	200L-4	30	404	26.1	200L-4	30	411	28	200L-4	30

www.belimportsnab.by

性能参数
PERFORMANCE PARAMETERS

转 速 Rotating Speed　N=1450r/min

规格 Size	压力 Pressure P Mpa	介质工作时粘度 Fluid Working Viscosity mm²/s											
		3				12				40			
		流量 Flow Q l/min	轴功率 Shaft Power W kw	电机规格 Motor Specifica-tions	电机功率 Motor Power W kw	流量 Flow Q l/min	轴功率 Shaft Power W kw	电机规格 Motor Specifica-tions	电机功率 Motor Power W kw	流量 Flow Q l/min	轴功率 Shaft Power W kw	电机规格 Motor Specifica-tions	电机功率 Motor Power W kw
* 440—54	0.5	505	6.1	132M-4	7.5	532	6.1	132M-4	7.5	556	6.1	132M-4	7.5
	1	479	10.9	160L-4	15	516	10.9	160L-4	15	537	10.9	160L-4	15
	1.5	453	15.5	180M-4	18.5	500	15.5	180M-4	18.5	517	15.8	180M-4	18.5
	2	—	—	—	—	484	19.8	200L-4	30	498	20.3	200L-4	30
	2.5	—	—	—	—	—	—	—	—	479	25	200L-4	30
660—36	0.5	408	4.88	132M-4	7.5	418	5.01	132M-4	7.5	420	5.38	132M-4	7.5
	1	396	8.68	160M-4	11	404	8.81	160M-4	11	408	9.53	160L-4	15
	1.5	389	12.3	160L-4	15	396	12.6	160L-4	15	397	12.8	160L-4	15
	2	381	16.2	180L-4	22	384	16.7	180L-4	22	386	16.8	180L-4	22
	2.5	—	—	—	—	372	19.7	200L-4	30	376	20.5	200L-4	30
660—40	0.5	480	6.3	160M-4	11	495	6.3	160M-4	11	498	6.3	160M-4	11
	1	452	10.8	160L-4	15	473	10.8	160L-4	15	485	10.8	160L-4	15
	1.5	424	14.7	180M-4	18.5	450	15	180M-4	18.5	471	15.6	180M-4	18.5
	2	406	19.7	200L-4	30	428	19.7	200L-4	30	456	19.7	200L-4	30
	2.5	—	—	—	—	—	—	200L-4	30	440	24.3	200L-4	30
660—44	0.5	539	6.9	160M-4	11	551	6.9	160M-4	11	568	6.91	160M-4	11
	1	503	12.2	160L-4	15	529	12.2	160L-4	15	546	12.2	160L-4	15
	1.5	467	16.5	180L-4	22	506	16.7	180L-4	22	524	17.3	180L-4	22
	2	—	—	—	—	484	21.2	200L-4	30	501	21.9	200L-4	30
	2.5	—	—	—	—	—	—	225S-4	37	479	26.9	225S-4	37
660—46	0.5	588	7.32	160M-4	11	607	7.32	160M-4	11	619	7.5	160M-4	11
	1	549	12.8	160L-4	15	578	12.8	160L-4	15	594	12.8	160L-4	15
	1.5	511	17.5	180L-4	22	549	17.8	180L-4	22	569	18.8	180L-4	22
	2	472	23.9	200L-4	30	520	22.7	200L-4	30	544	23.9	200L-4	30
	2.5	—	—	—	—	—	—	225S-4	37	519	29.3	225S-4	37
* 660—51	0.5	699	8.21	160M-4	11	731	8.33	160M-4	11	737	8.56	160M-4	11
	1	647	14.5	180M-4	18.5	685	14.6	180M-4	18.5	700	15.1	180M-4	18.5
	1.5	595	19.9	200L-4	30	640	20.7	200L-4	30	662	21.7	200L-4	30
	2	—	—	—	—	595	28	225S-4	37	625	28.3	225S-4	37
	2.5	—	—	—	—	—	—	225M-4	45	587	34.9	225M-4	45
* 660—54	0.5	796	9.25	160L-4	15	814	9.25	160L-4	15	829	9.45	160L-4	15
	1	725	16.8	180L-4	22	771	16.8	180L-4	22	797	16.8	180L-4	22
	1.5	687	24.1	200L-4	30	728	23.3	200L-4	30	764	23.7	200L-4	30
	2	—	—	—	—	684	29.7	225S-4	37	731	30.8	225S-4	37
	2.5	—	—	—	—	—	—	—	—	698	37.9	225M-4	45
940—40	0.5	668	7.3	160M-4	11	689	7.9	160M-4	11	715	8.8	160M-4	11
	1	627	13.6	160L-4	15	648	14.3	180M-4	18.5	691	15.1	180M-4	18.5
	1.5	592	20	200L-4	30	611	20.6	200L-4	30	664	21.5	200L-4	30
	2	558	26.3	200L-4	30	570	26.9	225S-4	37	643	27.8	225S-4	37
	2.5	—	—	—	—	530	33.3	225M-4	45	618	34.1	225M-4	45
940—42	0.5	723	7.9	160M-4	11	747	8.6	160M-4	11	775	9.5	160M-4	11
	1	678	14.8	180M-4	18.5	702	15.5	180M-4	18.5	749	16.4	180M-4	18.5
	1.5	641	21.7	200L-4	30	662	22.3	200L-4	30	719	23.2	200L-4	30
	2	—	—	—	—	—	—	—	—	697	30.1	225S-4	37
	2.5	—	—	—	—	—	—	—	—	—	—	—	—

转 速 Rotating Speed　N=1450r/min

规格 Size	压力 Pressure P Mpa	介质工作时粘度 Fluid Working Viscosity mm²/s											
		75				150				380			
		流量 Flow Q l/min	轴功率 Shaft Power W kw	电机规格 Motor Specifica-tions	电机功率 Motor Power W kw	流量 Flow Q l/min	轴功率 Shaft Power W kw	电机规格 Motor Specifica-tions	电机功率 Motor Power W kw	流量 Flow Q l/min	轴功率 Shaft Power W kw	电机规格 Motor Specifica-tions	电机功率 Motor Power W kw
* 440—54	0.5	565	6.48	160M-4	11	571	7.07	160M-4	11	—	—	—	—
	1	544	11.4	160L-4	15	549	11.9	160L-4	15	—	—	—	—
	1.5	523	16.2	180L-4	22	527	16.4	180L-4	22	—	—	—	—
	2	502	21.1	200L-4	30	504	20.9	200L-4	30	—	—	—	—
	2.5	482	26.1	200L-4	30	482	26.2	225S-4	37	—	—	—	—
660—36	0.5	421	5.8	132M-4	7.5	422	6.3	160M-4	11	424	7.2	160M-4	11
	1	410	9.7	160L-4	15	412	10.2	160L-4	15	412	11.1	160L-4	15
	1.5	398	13.6	180M-4	18.5	399	14.1	180M-4	18.5	399	15	180M-4	18.5
	2	386	17.5	180L-4	22	387	18	180L-4	22	386	18.9	180L-4	22
	2.5	378	21.4	200L-4	30	378	21.9	200L-4	30	379	22.8	200L-4	30
660—40	0.5	506	6.93	160M-4	11	507	6.88	160M-4	11	509	8.22	160L-4	15
	1	489	11.5	160L-4	15	491	12.2	160L-4	15	493	13.9	180M-4	18.5
	1.5	473	15.5	180M-4	18.5	476	16.7	180L-4	22	478	18	180L-4	22
	2	458	20.1	200L-4	30	461	21.6	200L-4	30	463	22.7	200L-4	30
	2.5	443	26.1	200L-4	30	446	26.4	200L-4	30	448	27.6	225S-4	37
660—44	0.5	570	7.53	160M-4	11	572	8.28	160M-4	11	575	10.1	160L-4	15
	1	552	12.7	160L-4	15	555	13.4	180M-4	18.5	558	15.2	180M-4	18.5
	1.5	534	17.7	180L-4	22	538	18.5	180L-4	22	540	20.2	200L-4	30
	2	515	22.7	200L-4	30	519	23.5	200L-4	30	522	25.2	200L-4	30
	2.5	497	27.7	225S-4	37	502	28.6	225S-4	37	505	30.2	225S-4	37
660—46	0.5	621	7.9	160M-4	11	624	8.7	160L-4	15	628	10.5	160L-4	15
	1	600	13.4	180M-4	18.5	603	14.2	180M-4	18.5	607	16	180M-4	18.5
	1.5	579	18.9	180L-4	22	582	19.7	200L-4	30	585	21.4	200L-4	30
	2	559	24.4	200L-4	30	562	25.2	200L-4	30	564	26.8	225S-4	37
	2.5	538	29.9	225S-4	37	540	30.7	225S-4	37	542	32.2	225M-4	45
* 660—51	0.5	740	9.7	160L-4	15	745	10.6	160L-4	15	746	12.2	160L-4	15
	1	707	16.3	180M-4	18.5	715	17.2	180L-4	22	716	18.8	180L-4	22
	1.5	678	22.9	200L-4	30	685	23.8	200L-4	30	686	25.4	200L-4	30
	2	648	29.5	225S-4	37	656	30.3	225S-4	37	657	31.9	225S-4	37
	2.5	618	36	225M-4	45	626	36.9	225M-4	45	627	38.5	225M-4	45
* 660—54	0.5	835	9.88	160L-4	15	838	10.6	160L-4	15	—	—	—	—
	1	806	17.4	180L-4	22	809	18.1	180L-4	22	—	—	—	—
	1.5	778	24.3	200L-4	30	780	25.1	200L-4	30	—	—	—	—
	2	749	31.1	225M-4	45	752	32.1	225M-4	45	—	—	—	—
	2.5	720	39.8	250M-4	55	723	39.3	250M-4	55	—	—	—	—
940—40	0.5	724	8.87	160L-4	15	731	9.88	160L-4	15	737	11.1	160L-4	15
	1	706	15.3	180M-4	18.5	718	15.4	180M-4	18.5	729	17.5	180L-4	22
	1.5	686	21.3	200L-4	30	704	22.3	200L-4	30	719	23.4	200L-4	30
	2	671	27.8	225S-4	37	693	28.8	225S-4	37	713	30.9	225S-4	37
	2.5	652	33.8	225M-4	45	680	34.6	225M-4	45	704	36.6	225M-4	45
940—42	0.5	784	10.1	160L-4	15	792	10.9	160L-4	15	798	13.4	180M-4	18.5
	1	765	16.5	180L-4	22	778	17.5	180L-4	22	790	20	200L-4	30
	1.5	743	23.1	200L-4	30	763	24.1	200L-4	30	779	26.4	225S-4	37
	2	727	29.5	225S-4	37	751	30.5	225S-4	37	772	33	225M-4	45
	2.5	706	36.1	225M-4	45	736	37	225M-4	45	763	39.2	225M-4	45

www.belimportsnab.by

性能参数
PERFORMANCE PARAMETERS

转 速 Rotating Speed　N=1450r/min

规格 Size	压力 Pressure P Mpa	介质工作时粘度 Fluid Working Viscosity mm²/s											
		3				12				40			
		流量 Flow Q l/min	轴功率 Shaft Power W kw	电机规格 Motor Specifica-tions	电机功率 Motor Power W kw	流量 Flow Q l/min	轴功率 Shaft Power W kw	电机规格 Motor Specifica-tions	电机功率 Motor Power W kw	流量 Flow Q l/min	轴功率 Shaft Power W kw	电机规格 Motor Specifica-tions	电机功率 Motor Power W kw
940—46	0.5	811	9.1	160L-4	15	862	9.9	160L-4	15	894	11	160L-4	15
	1	772	17.1	180L-4	22	810	17.8	180L-4	22	864	18.9	180L-4	22
	1.5	700	25	225S-4	37	758	25.8	225S-4	37	830	26.8	225S-4	37
	2	—	—	—	—	—	—	—	—	811	33.9	225M-4	45
	2.5	—	—	—	—	—	—	—	—	—	—	—	—
* 940—50	0.5	946	10.3	160L-4	15	967	11.2	160L-4	15	996	12.4	160L-4	15
	1	889	19.3	200L-4	30	921	20.2	200L-4	30	958	21.4	200L-4	30
	1.5	838	28.3	225S-4	37	866	29.2	225S-4	37	904	30.4	225S-4	37
	2	—	—	—	—	—	—	—	—	883	38.2	225M-4	45
	2.5	—	—	—	—	—	—	—	—	—	—	—	—
* 940—54	0.5	1156	11.9	180M-4	18.5	1189	12.9	180M-4	18.5	1206	14.2	180M-4	18.5
	1	1095	22.2	200L-4	30	1124	23.2	200L-4	30	1151	24.6	200L-4	30
	1.5	1019	32.5	225M-4	45	1083	33.5	225M-4	45	1116	34.9	225M-4	45
	2	—	—	—	—	—	—	—	—	—	—	—	—
	2.5	—	—	—	—	—	—	—	—	—	—	—	—
1300—38	0.5	882	9.4	160L-4	15	902	10.2	160L-4	15	912	11.3	160L-4	15
	1	845	17.5	180L-4	22	880	18.3	180L-4	22	902	19.4	180L-4	22
	1.5	810	25.7	225S-4	37	862	26.5	225S-4	37	890	27.6	225S-4	37
	2	—	—	—	—	836	34.5	225M-4	45	879	34.5	225M-4	45
	2.5	—	—	—	—	—	—	—	—	867	42.2	250M-4	55
1300—42	0.5	1031	11	160L-4	15	1055	11.9	160L-4	15	1066	13.2	160L-4	15
	1	985	20.5	200L-4	30	1030	21.4	200L-4	30	1052	22.7	200L-4	30
	1.5	941	30	225S-4	37	1006	30.9	225S-4	37	1039	32.2	225S-4	37
	2	—	—	—	—	—	—	—	—	1025	40.5	250M-4	55
	2.5	—	—	—	—	—	—	—	—	—	—	—	—
1300—46	0.5	1092	12.5	180M-4	18.5	1182	13.6	180M-4	18.5	1226	15	180M-4	18.5
	1	1023	23.4	200L-4	30	1111	24.5	200L-4	30	1186	25.9	200L-4	30
	1.5	959	34.3	225S-4	37	1027	35.3	225S-4	37	1138	36.8	225S-4	37
	2	—	—	—	—	—	—	—	—	1104	46.8	250M-4	55
	2.5	—	—	—	—	—	—	—	—	—	—	—	—
* 1300—54	0.5	1479	16.3	180L-4	22	1564	17.7	180L-4	22	1591	19.5	180L-4	22
	1	1323	30.4	225M-4	45	1498	31.8	225M-4	45	1543	33.7	225M-4	45
	1.5	1179	44.6	250M-4	55	1435	45.9	250M-4	55	1498	47.8	250M-4	55
	2	—	—	—	—	—	—	—	—	—	—	—	—
	2.5	—	—	—	—	—	—	—	—	—	—	—	—

转 速 Rotating Speed　N=1450r/min

规格 Size	压力 Pressure P Mpa	介质工作时粘度 Fluid Working Viscosity mm²/s											
		75				150				380			
		流量 Flow Q l/min	轴功率 Shaft Power W kw	电机规格 Motor Specifica-tions	电机功率 Motor Power W kw	流量 Flow Q l/min	轴功率 Shaft Power W kw	电机规格 Motor Specifica-tions	电机功率 Motor Power W kw	流量 Flow Q l/min	轴功率 Shaft Power W kw	电机规格 Motor Specifica-tions	电机功率 Motor Power W kw
940—46	0.5	922	11.5	160L-4	15	925	12.4	160L-4	15	926	14.8	180M-4	18.5
	1	891	19.2	200L-4	30	897	20.2	200L-4	30	911	22.8	200L-4	30
	1.5	860	27.1	225S-4	37	880	28.1	225S-4	37	899	30.5	225S-4	37
	2	839	34.9	225M-4	45	867	35.8	225M-4	45	891	38.4	225M-4	45
	2.5	815	42.6	250M-4	55	850	43.7	250M-4	55	880	46.3	250M-4	55
* 940—50	0.5	1036	12.4	160L-4	15	1048	13.4	180M-4	18.5	1053	15.8	180M-4	18.5
	1	1007	21.1	200L-4	30	1015	22.3	200L-4	30	1020	24.8	200L-4	30
	1.5	967	30.2	225S-4	37	978	31.2	225S-4	37	988	33.7	225M-4	45
	2	931	39.2	225M-4	45	944	40.2	250M-4	55	—	—	—	—
	2.5	893	48	250M-4	55	908	49.2	250M-4	55	—	—	—	—
* 940—54	0.5	1222	13.9	180M-4	18.5	1226	14.9	180M-4	18.5	1230	17.4	180L-4	22
	1	1181	24.4	200L-4	30	1188	25.4	200L-4	30	1195	27.8	225S-4	37
	1.5	1138	34.8	225M-4	45	1149	35.7	225M-4	45	1160	38.4	225M-4	45
	2	1100	45.2	250M-4	55	1112	46.2	250M-4	55	—	—	—	—
	2.5	1057	55.8	280S-4	75	1075	56.7	280S-4	75	—	—	—	—
1300—38	0.5	918	12.2	160L-4	15	920	12.8	180M-4	18.5	922	17.2	180L-4	22
	1	908	20	200L-4	30	914	21.3	200L-4	30	918	24.9	200L-4	30
	1.5	900	27.8	225S-4	37	908	29	225S-4	37	915	32.6	225M-4	45
	2	892	35.8	225M-4	45	902	36.7	225M-4	45	—	—	—	—
	2.5	885	43.4	250M-4	55	897	44.4	250M-4	55	—	—	—	—
1300—42	0.5	1070	14.2	180M-4	18.5	1073	15.4	180M-4	18.5	1076	18.9	180L-4	22
	1	1060	23.1	200L-4	30	1066	24.2	200L-4	30	1071	28.1	225S-4	37
	1.5	1050	32.4	225M-4	45	1059	33.6	225M-4	45	1067	37.3	225M-4	45
	2	1040	41.7	250M-4	55	1052	43	250M-4	55	—	—	—	—
	2.5	1032	51	280S-4	75	1046	52.3	280S-4	75	—	—	—	—
1300—46	0.5	1241	15.2	180M-4	18.5	1253	16.5	180L-4	22	1263	20.3	200L-4	30
	1	1211	26.1	225S-4	37	1232	27.3	225S-4	37	1250	31	225S-4	37
	1.5	1176	37	225M-4	45	1207	38.1	225M-4	45	1234	41.7	250M-4	55
	2	1151	47.9	280S-4	75	1189	48.9	280S-4	75	—	—	—	—
	2.5	1118	58.7	280S-4	75	1166	59.7	280S-4	75	—	—	—	—
* 1300—54	0.5	1613	20.9	200L-4	30	1624	22.8	200L-4	30	—	—	—	—
	1	1579	35	225M-4	45	1600	36.9	225M-4	45	—	—	—	—
	1.5	1546	49.2	250M-4	55	1577	51.1	280S-4	75	—	—	—	—
	2	1506	63.3	280S-4	75	1553	65.2	280S-4	75	—	—	—	—
	2.5	1471	77.5	280M-4	90	1529	79.4	280M-4	90	—	—	—	—

选型说明：
1、* 表示泵不发生气蚀条件下，可允许使用该型号，建议 200mm²/s 以上介质不选用；
2、若电机转速、介质粘度超出性能参数表范围时，请与我公司技术部联系，我公司将为您提供满意的服务。
Notes for pump selection:
1、*indicates this type of pump can be selected under the condition that there are not cavitations.It is suggested that the medium above 200mm²/s not be selected.
2、 If the rotational speed of motor and viscosity of medium surpass the range of the performance parameter table,please contact with the technical dapartment of our company,and our company will provide the satisfactory services to you.

www.belimportsnab.by

性能参数
PERFORMANCE PARAMETERS

转 速 Rotating Speed　N=2900r/min

规格 Size	压力 Pressure P MPa	介质工作时粘度 Fluid Working Viscosity mm²/s											
		3				12				40			
		流量 Flow Q l/min	功率 Shaft Power W kw	电机规格 Motor Specifica-tions	电机功率 Motor Power W kw	流量 Flow Q l/min	轴功率 Shaft Power W kw	电机规格 Mot or Specifica-tions	电机功率 Motor Power W kw	流量 Flow Q l/min	轴功率 Shaft Power W kw	电机规格 Motor Specifica-tions	电机功率 Motor Power W kw
20—38	0.5	27.2	0.49	80M1-2	0.75	28.4	0.5	80M1-2	0.75	29	0.5	80M1-2	0.75
	1	25.6	0.74	90S-2	1.5	27.6	0.77	90S-2	1.5	28.4	0.79	90S-2	1.5
	1.5	22.9	1.04	90S-2	1.5	25.9	1.14	90S-2	1.5	27.3	1.28	90L-2	2.2
	2	—	—	—	—	24.6	1.28	90L-2	2.2	26.6	1.32	90L-2	2.2
	2.5	—	—	—	—	—	—	—	—	25.4	1.51	90L-2	2.2
20—46	0.5	35.6	0.58	80M1-2	0.75	38.1	0.58	80M1-2	0.75	38.5	0.58	80M1-2	0.75
	1	34.1	0.89	90S-2	1.5	36.7	0.89	90S-2	1.5	37.9	0.89	90S-2	1.5
	1.5	30.9	1.26	90L-2	2.2	34.7	1.35	90L-2	2.2	36.4	1.45	90L-2	2.2
	2	—	—	—	—	32.7	1.6	90L-2	2.2	35	1.6	90L-2	2.2
	2.5	—	—	—	—	—	—	—	—	33.4	1.9	100L-2	3
40—38	0.5	59.2	1.12	90S-2	1.5	60.9	1.12	90S-2	1.5	61.5	1.12	90S-2	1.5
	1	55	1.65	90L-2	2.2	58.3	1.65	90L-2	2.2	60	1.65	90L-2	2.2
	1.5	50.6	2.25	100L-2	3	55.5	2.43	100L-2	3	57.5	2.52	100L-2	3
	2	—	—	—	—	52.8	2.7	112M-2	4	55	2.7	112M-2	4
	2.5	—	—	—	—	—	—	—	—	52.5	3.22	132S1-2	5.5
40—46	0.5	79.1	1.28	90L-2	2.2	81.5	1.28	90L-2	2.2	82	1.28	90L-2	2.2
	1	74.2	1.97	100L-2	3	78.4	1.97	100L-2	3	80	1.97	100L-2	3
	1.5	69	2.82	112M-2	4	75.2	3.1	112M-2	4	76.8	3.22	112M-2	4
	2	—	—	—	—	72	3.4	132S1-2	5.5	73.6	3.4	132S1-2	5.5
	2.5	—	—	—	—	—	—	—	—	70.4	4.1	132S1-2	5.5
* 40—54	0.5	105	1.50	90L-2	2.2	106	1.50	90L-2	2.2	108	1.55	90L-2	2.2
	1.0	97.5	2.48	112M-2	4.0	102	2.48	112M-2	4.0	105	2.48	112M-2	4.0
	1.5	—	—	—	—	98	3.45	132S1-2	5.5	102	3.38	132S1-2	5.5
	2.0	—	—	—	—	—	—	—	—	99	4.28	132S1-2	5.5
	2.5	—	—	—	—	—	—	—	—	—	—	—	—
80—36	0.5	106	2.1	100L-2	3	110	2.01	100L-2	3	111	2.1	100L-2	3
	1	101	3.06	112M-2	4	106	3.06	112M-2	4	110	3.06	112M-2	4
	1.5	95	4.02	112M-2	4	103	4.02	112M-2	4	109	4.02	112M-2	4
	2	—	—	132S1-2	5.5	102	4.96	132S1-2	5.5	108	4.96	132S1-2	5.5
	2.5	—	—	—	—	—	—	132S2-2	7.5	106	5.93	132S2-2	7.5
80—42	0.5	131	2.01	100L-2	3	134	2.06	100L-2	3	136	2.12	100L-2	3
	1	123	3.17	112M-2	4	130	3.25	112M-2	4	134	3.32	132S1-2	5.5
	1.5	117	4.49	132S2-2	7.5	126	4.67	132S2-2	7.5	132	4.49	132S2-2	7.5
	2	—	—	—	—			132S2-2	7.5	131	5.65	132S2-2	7.5
	2.5	—	—	—	—	—	—	—	—	130	6.81	160M1-2	11
80—46	0.5	152	2.41	100L-2	3	158	2.41	100L-2	3	161	2.41	100L-2	3
	1	145	3.77	132S1-2	5.5	152	3.77	132S1-2	5.5	157	3.77	132S1-2	5.5
	1.5	135	5.15	132S2-2	7.5	145	5.41	132S2-2	7.5	151	5.77	132S2-2	7.5
	2	—	—	—	—	139	6.51	160M1-2	11	145	6.51	160M1-2	11
	2.5	—	—	—	—	—	—	—	—	140	7.89	160M1-2	11
* 80—54	0.5	202	2.6	112M-2	4	206	2.65	112M-2	4	208	2.65	112M-2	4
	1	191	4.46	132S2-2	7.5	201	4.46	132S2-2	7.5	204	4.46	132S2-2	7.5
	1.5	—	—	—	—	194	6.2	132S2-2	7.5	200	6.24	132S2-2	7.5
	2	—	—	—	—	—	—	—	—	196	8	160M1-2	11
	2.5	—	—	—	—	—	—	—	—	—	—	—	—

转 速 Rotating Speed　N=2900r/min

规格 Size	压力 Pressure P MPa	介质工作时粘度 Fluid Working Viscosity mm²/s							
		75				150			
		流量 Flow Q l/min	轴功率 Shaft Power W kw	电机规格 Motor Specifications	电机功率 Motor Power W kw	流量 Flow Q l/min	轴功率 Shaft Power W kw	电机规格 Motor Specifications	电机功率 Motor Power W kw
20—38	0.5	29.7	0.58	80M1-2	0.75	29.9	0.74	80M2-2	1.1
	1	29.1	0.88	90S-2	1.5	29.3	1.03	90S-2	1.5
	1.5	28.2	1.32	90L-2	2.2	28.5	1.51	90L-2	2.2
	2	27.2	1.38	90L-2	2.2	27.6	1.56	90L-2	2.2
	2.5	26.3	1.6	90L-2	2.2	26.8	1.84	100L-2	3
20—46	0.5	38.9	0.66	80M2-2	1.1	39.2	0.88	80M2-2	1.1
	1	38.2	0.99	90S-2	1.5	38.5	1.18	90S-2	1.5
	1.5	36.9	1.54	90L-2	2.2	37.2	1.66	90L-2	2.2
	2	35.7	1.68	100L-2	3	36	1.88	100L-2	3
	2.5	34.5	2.02	100L-2	3	34.8	2.26	100L-2	3
40—38	0.5	62.1	1.4	90L-2	2.2	62.2	1.8	100L-2	3
	1	60.4	1.92	100L-2	3	60.8	2.34	100L-2	3
	1.5	58.4	2.63	112M-2	4	58.8	2.99	112M-2	4
	2	56.6	2.98	112M-2	4	56.8	3.38	132S1-2	5.5
	2.5	54.5	3.51	132S1-2	5.5	54.8	3.88	132S1-2	5.5
40—46	0.5	82.9	1.58	90L-2	2.2	83.1	1.98	100L-2	3
	1	80.7	2.28	100L-2	3	81.1	2.68	112M-2	4
	1.5	78.5	3.28	132S1-2	5.5	78.8	3.29	132S1-2	5.5
	2	76.4	3.68	132S1-2	5.5	76.6	4.08	132S1-2	5.5
	2.5	74.2	4.35	132S2-2	7.5	74.4	4.78	132S2-2	7.5
* 40—54	0.5	109.6	1.83	100L-2	3	110.6	2.2	100L-2	3
	1	106.8	2.76	112M-2	4	108.6	3.15	112M-2	4
	1.5	103.4	3.68	132S1-2	5.5	105.8	4.1	132S1-2	5.5
	2	101.6	4.65	132S2-2	7.5	103.9	4.93	132S2-2	7.5
	2.5	—	—	—	—	101.6	5.63	132S2-2	7.5
80—36	0.5	112	2.46	112M-2	4	113	2.66	112M-2	4
	1	111	3.42	132S1-2	5.5	111	3.64	132S1-2	5.5
	1.5	108	4.75	132S2-2	7.5	109	4.84	132S2-2	7.5
	2	107	5.35	132S2-2	7.5	105	5.51	132S2-2	7.5
	2.5	105	6.33	160M1-2	11	103	6.53	160M1-2	11
80—42	0.5	137	2.41	112M-2	4	138	2.86	112M-2	4
	1	135	3.61	132S1-2	5.5	136	4.18	132S1-2	5.5
	1.5	133	4.73	132S2-2	7.5	135	5.29	132S2-2	7.5
	2	132	5.89	132S2-2	7.5	134	6.4	160M1-2	11
	2.5	131	7.16	160M1-2	11	133	7.51	160M1-2	11
80—46	0.5	161.2	2.76	112M-2	4	162.2	3.19	112M-2	4
	1	157	4.12	132S1-2	5.5	158	4.55	132S2-2	7.5
	1.5	152.8	5.48	132S2-2	7.5	153.8	5.92	132S2-2	7.5
	2	148.7	6.87	160M1-2	11	150	7.28	160M1-2	11
	2.5	145	8.1	160M1-2	11	146	8.64	160M1-2	11
* 80—54	0.5	209	4.05	132S1-2	5.5	210	4.71	132S2-2	7.5
	1	205	5.83	132S2-2	7.5	205	6.5	132S2-2	7.5
	1.5	201	7.62	132S2-2	7.5	202	8.29	132S2-2	7.5
	2	197	9.41	160M2-2	15	198	10.08	160M2-2	15
	2.5	188	11.2	160M2-2	15	190	11.87	160M2-2	15

www.belimportsnab.by

性能参数
PERFORMANCE PARAMETERS

转 速 Rotating Speed　N=2900r/min

规格 Size	压力 Pressure P MPa	介质工作时粘度 Fluid Working Viscosity mm²/s											
		3				12				40			
		流量 Flow Q l/min	功率 Shaft Power W kw	电机规格 Motor Specifica-tions	电机功率 Motor Power W kw	流量 Flow Q l/min	轴功率 Shaft Power W kw	电机规格 Mot or Specifica-tions	电机功率 Motor Power W kw	流量 Flow Q l/min	轴功率 Shaft Power W kw	电机规格 Motor Specifica-tions	电机功率 Motor Power W kw
120—42	0.5	186	3.13	112M-2	4	192	3.13	112M-2	4	195	3.13	112M-2	4
	1	175	4.78	132S2-2	7.5	184	4.78	132S2-2	7.5	189	4.78	132S2-2	7.5
	1.5	163	6.35	160M1-2	11	175	6.35	160M1-2	11	183	6.45	160M1-2	11
	2	—	—	—	—	167	8.03	160M1-2	11	177	8.14	160M1-2	11
	2.5	—	—	—	—	—	—	—	—	172	9.76	160M2-2	15
120—46	0.5	221	3.45	132S1-2	5.5	228	3.45	132S1-2	5.5	231	3.45	132S1-2	5.5
	1	210	5.38	132S2-2	7.5	219	5.38	132S2-2	7.5	225	5.38	132S2-2	7.5
	1.5	198	7.36	160M1-2	11	210	7.58	160M1-2	11	216	8.24	160M1-2	11
	2	—	—	—	—	201	9.33	160M2-2	15	210	9.63	160M2-2	15
	2.5	—	—	—	—	—	—	—	—	203	11.3	160M2-2	15
* 120—54	0.5	292	4.06	132S1-2	5.5	296	4.06	132S1-2	5.5	300	4.06	132S1-2	5.5
	1	282	6.65	160M1-2	11	289	6.65	160M1-2	11	293	6.68	160M1-2	11
	1.5	—	—	—	—	281	9.32	160M2-2	15	285	9.32	160M2-2	15
	2	—	—	—	—	—	—	—	—	277	11.96	160M2-2	15
	2.5	—	—	—	—	—	—	—	—	—	—	—	—
210—36	0.5	267	4.42	132S2-2	7.5	279	4.42	132S2-2	7.5	285	4.42	132S2-2	7.5
	1	256	6.8	160M1-2	11	270	6.8	160M1-2	11	277	6.8	160M1-2	11
	1.5	244	9.22	160M2-2	15	260	9.22	160M2-2	15	269	9.22	160M2-2	15
	2	233	10.9	160M2-2	15	250	11.3	160M2-2	15	260	11.6	160M2-2	15
	2.5	—	—	—	—	240	13.6	160L-2	18.5	252	14.1	160L-2	18.5
210—40	0.5	319	5.03	132S2-2	7.5	323	5.03	132S2-2	7.5	327	5.03	132S2-2	7.5
	1	304	7.82	160M1-2	11	313	7.82	160M1-2	11	319	7.82	160M1-2	11
	1.5	289	10.3	160M2-2	15	303	10.3	160M2-2	15	310	10.9	160M2-2	15
	2	—	—	—	—	293	12.8	160L-2	18.5	302	13.4	160L-2	18.5
	2.5	—	—	—	—	283	15.3	180M-2	22	294	16.2	180M-2	22
210—46	0.5	398	5.76	132S2-2	7.5	409	5.76	132S2-2	7.5	411	5.76	132S2-2	7.5
	1	380	9.26	160M2-2	15	394	9.26	160M2-2	15	401	9.26	160M2-2	15
	1.5	358	12.8	160M2-2	15	379	12.8	160M2-2	15	390	12.9	160M2-2	15
	2	—	—	180M-2	22	364	15.9	180M-2	22	379	16.3	180M-2	22
	2.5	—	—	—	—	349	17.9	180M-2	22	368.5	17.9	180M-2	22
280—43	0.5	468	7.55	160M1-2	11	479	7.55	160M1-2	11	483	7.55	160M1-2	11
	1	446	11.7	160M2-2	15	462	11.7	160M2-2	15	471	11.7	160M2-2	15
	1.5	424	15.3	160L-2	18.5	445	15.8	160L-2	18.5	458.5	15.8	160L-2	18.5
	2	—	—	200L1-2	30	429	19.9	200L1-2	30	446	19.9	200L1-2	30
	2.5	—	—	—	—	412	24	200L1-2	30	433	24.1	200L1-2	30
280—46	0.5	534	8.08	160M1-2	11	548	8.08	160M1-2	11	551	8.08	160M1-2	11
	1	511	12.8	160M2-2	15	527	12.8	160M2-2	15	536	12.8	160M2-2	15
	1.5	487	16.9	180M-2	22	509	17.3	180M-2	22	521	17.5	180M-2	22
	2	—	—	—	—	492	21.9	200L1-2	30	506	22.2	200L1-2	30
	2.5	—	—	—	—	474	26.4	200L2-2	37	491	26.8	200L2-2	37

转 速 Rotating Speed　N=2900r/min

规格 Size	压力 Pressure P MPa	介质工作时粘度 Fluid Working Viscosity mm²/s							
		75				150			
		流量 Flow Q l/min	轴功率 Shaft Power W kw	电机规格 Motor Specifications	电机功率 Motor Power W kw	流量 Flow Q l/min	轴功率 Shaft Power W kw	电机规格 Motor Specifications	电机功率 Motor Power W kw
120—42	0.5	196	3.64	132S1-2	5.5	197.5	4.6	132S2-2	7.5
	1	191	5.3	132S2-2	7.5	193	6.06	132S2-2	7.5
	1.5	185.1	6.99	160M1-2	11	187.1	7.73	160M1-2	11
	2	179.3	8.65	160M1-2	11	181.3	9.39	160M2-2	15
	2.5	173.5	10.4	160M2-2	15	176	11.2	160M2-2	15
120—46	0.5	231.8	3.9	132S1-2	5.5	233	4.69	132S2-2	7.5
	1	226	5.9	132S2-2	7.5	228	6.66	160M1-2	11
	1.5	220.2	7.87	160M1-2	11	222	8.63	160M1-2	11
	2	214.3	9.84	160M2-2	15	215	10.5	160M2-2	15
	2.5	209	11.7	160M2-2	15	210	12.7	160M2-2	15
* 120—54	0.5	301	5.76	132S2-2	7.5	303	6.71	160M1-2	11
	1	294	8.3	160M1-2	11	296	9.26	160M2-2	15
	1.5	286	10.85	160M2-2	15	288	11.81	160M2-2	15
	2	278	13.4	160L-2	18.5	279	14.35	160L-2	18.5
	2.5	272	15.95	160L-2	18.5	273	16.89	160L-2	18.5
210—36	0.5	287	5.1	132S2-2	7.5	288	5.71	132S2-2	7.5
	1	281	7.42	160M1-2	11	283	8.24	160M1-2	11
	1.5	274	9.83	160M2-2	15	276	10.6	160M2-2	15
	2	266	12.3	160M2-2	15	268	13	160L-2	18.5
	2.5	259	14.8	160L-2	18.5	261	15.3	160L-2	18.5
210—40	0.5	329	5.75	132S2-2	7.5	331	6.9	160M1-2	11
	1	322	8.54	160M1-2	11	325	9.69	160M2-2	15
	1.5	315	11.3	160M2-2	15	317	12.5	160M2-2	15
	2	307	14.2	160L-2	18.5	308	14.9	160L-2	18.5
	2.5	300	16.9	180M-2	22	300	17.8	180M-2	22
210—46	0.5	414	6.42	160M1-2	11	415	7.63	160M1-2	11
	1	404	10	160M2-2	15	405	11.2	160M2-2	15
	1.5	394	13.6	160L-2	18.5	395	14.3	160L-2	18.5
	2	384	17.1	180M-2	22	385	17.5	180M-2	22
	2.5	374	20.7	200L1-2	30	375	20.8	200L1-2	30
280—43	0.5	485	8.69	160M1-2	11	487	10.5	160M2-2	15
	1	475	12.8	160M2-2	15	477	14.5	160L-2	18.5
	1.5	465	17	180M-2	22	467	18.6	180M-2	22
	2	455	21	200L1-2	30	457	22	200L1-2	30
	2.5	445	25.1	200L1-2	30	447	26.6	200L2-2	37
280—46	0.5	553	9.25	160M2-2	15	555	10.6	160M2-2	15
	1	540	13.9	160L-2	18.5	542	15.6	160L-2	18.5
	1.5	527	18.7	180M-2	22	529	20.3	200L1-2	30
	2	513	22.9	200L1-2	30	515	24.5	200L1-2	30
	2.5	500	27.8	200L2-2	37	502	28.5	200L2-2	37

选型说明：
1、* 表示泵不发生气蚀条件下，可允许使用该型号，建议 200mm²/s 以上介质不选用；
2、若电机转速、介质粘度超出性能参数表范围时，请与我公司技术部联系，我公司将为您提供满意的服务。
Notes for pump selection:
1、*indicates this type of pump can be selected under the condition that there are not cavitations.It is suggested that the medium above 200mm²/s not be selected.
2、 If the rotational speed of motor and viscosity of medium surpass the range of the performance parameter table,please contact with the technical dapartment of our company,and our company will provide the satisfactory services to you

www.belimportsnab.by

F形机组安装尺寸图 Dimensional drawing of pump and motor assembly units

F形式安装尺寸图表（图示为上进上出式和端进上出式，其他进出口形式只是进出口方向变化，安装尺寸不变）
Mounting dimension of type F: The diagram and list below are applicable for type of upward inlet and upward outlet and type of inlet at end surface and upward outlet. For the other types of pump, only the direction of inlet or outlet is different, but mounting dimensions are the same as this one.

HSAF20-HSAF660

标准形式/Standard Type

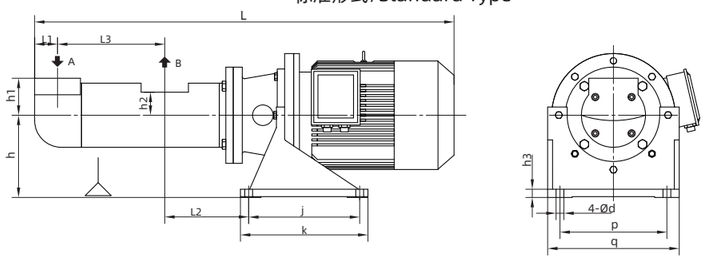

端进形式/End In Type

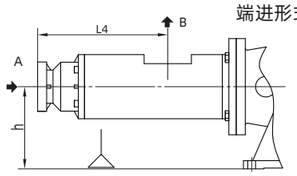

A进口

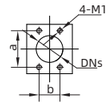

法兰 I

B出口

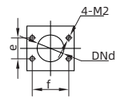

法兰 II

HSAF940-HSAF1300

标准形式/Standard Type

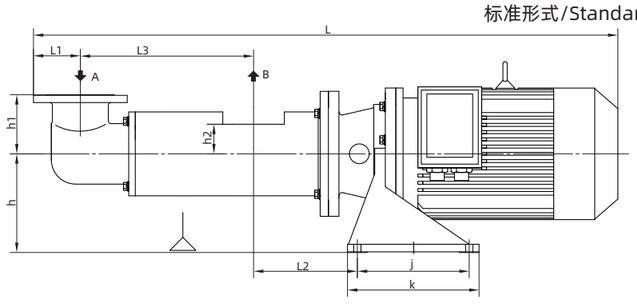

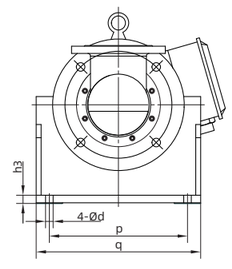

端进形式/End In Type

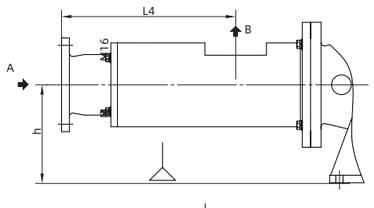

A进口

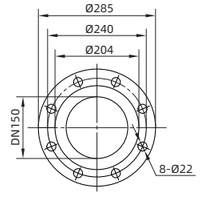

法兰III

B出口

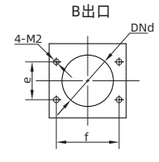

法兰 II

为辅助支撑（选配）/ Auxiliary Support (Optional)

泵型号 Pump type	电机规格 Motor Size	L1 (2P/4P)	L2	L3 (2P/4P)	L4 (2P/4P)	h1	h2	h3	h	j	k	p	q	d
HSA20	80M1/80M2	39	116	135	173	65	42	18	150	210	250	160	220	15
	90S/90L		126											
HSA40	80M1/80M2	39	121	155	193	65	42	18	150	210	250	160	220	15
	90S/90L		131											
	100L		135					20	180	225	265	210	270	19
	112M													
HSA80	90S/90L	48/43	151	199/194	247/237	75	48	18	150	210	250	160	220	15
	100L		161					20	180	225	265	210	270	19
	112M													
	132S							25	200	270	310	260	320	19
HSA120	90L	55.5/48	175	233/225	288/273	80	50	18	150	210	250	160	220	15
	100L		180					20	180	225	265	210	270	19
	112M													
	132S/132M							25	200	270	310	260	320	19
	160M		204					20	235	280	320	305	365	21
HSA210	100L	63/55.5	204	269/261	331/317	90	56	20	180	225	265	210	270	19
	112M													
	132S/132M							25	200	270	310	260	320	19
	160M/160L		227					20	235	280	320	305	365	21
	180M													
HSA280	112M	71.5/63	210	296/288	371/351	95	65	20	180	225	265	210	270	19
	132S/132M							25	200	270	310	260	320	19
	160M/160L		233					20	235	280	320	305	365	21
	180M/180L													
HSA440	132S/132M	80/73	233	343/336	434/409	110	73	25	200	270	310	260	320	19
	160M/160L		256					20	235	280	320	305	365	21
	180M/180L													
	200L							25	300	340	400	420	500	23
	225S		266					22	350	380	450	480	560	23
HSA660	160M/160L	85.5	284	390	475	120	77	20	235	280	320	305	365	21
	180M/180L													
	200L							25	300	340	400	420	500	23
	225S/225M		294					22	350	380	450	480	560	23
HSA940	160M/160L	142.5	316	527	530	180	90	20	235	280	320	305	365	21
	180M/180L													
	200L							25	300	340	400	420	500	23
	225S/225M		356					22	350	380	450	480	560	23
	250M		333					25	380	420	500	520	600	27
HSA1300	160L	142.5	316	595	593	200	101	20	235	280	320	305	365	21
	180M/180L													
	200L							25	300	340	400	420	500	23
	225S/225M		356					22	350	380	450	480	560	23
	250M		333					25	380	420	500	520	600	27
	280S													

www.belimportsnab.by

HSA 泵机组安装说明
HSA PUMP UNIT INSTALLATION INSTRUCTIONS

D形机组安装尺寸图 Dimensional drawing of pump and motor assembly units

D形式安装尺寸图（图示为上进上出式和端进上出式，其他进出口形式只是进出口方向变化，安装尺寸不变）

The diagram and list below are applicable for type of upward inlet and upward outlet and type of inlet at end surface and upward outlet. For the other types of pump, only the direction of inlet or outlet is different, but mounting dimensions are the same as this one.

HSA20-HSA660

标准形式/Standard type

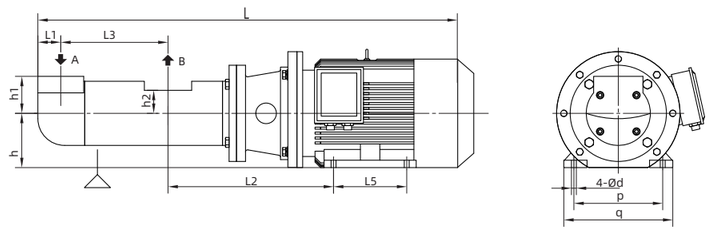

端进形式/End In Type

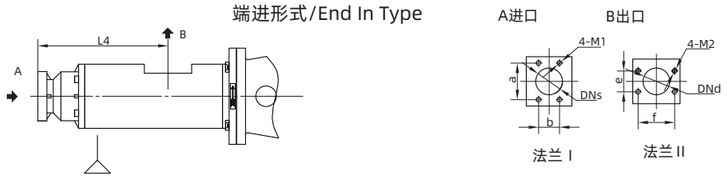

HSA940-HSA1300

标准形式/Standard type

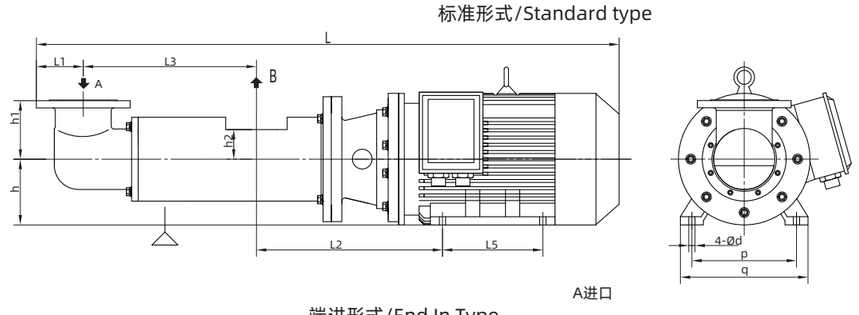

端进形式/End In Type

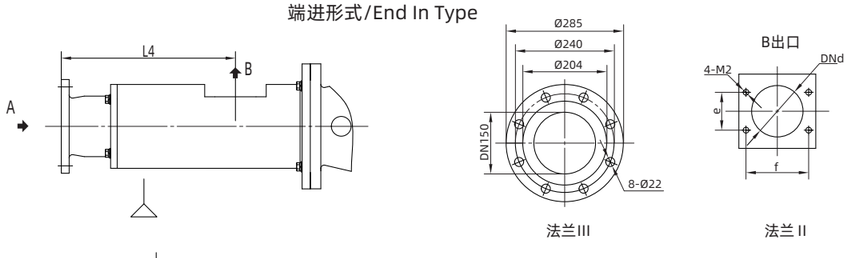

为辅助支撑（选配）/ Auxiliary Support (Optional)

安装尺寸
MOUNTING DIMENSIONS

泵型号 Pump type	电机规格 Motor Size	L1 (2P/4P)	L3 (2P/4P)	L4 (2P/4P)	h1	h2	L2	L5	h	p	q	d
HSA20	80M1/80M2	39	135	173	65	42	251	100	80	125	165	10
	90S/90L						267	100/125	90	140	180	10
HSA40	80M1/80M2	39	155	193	65	42	257	100	80	125	165	10
	90S/90L						272	100/125	90	140	180	10
	100L						288	140	100	160	205	12
	112M						295	140	112	190	245	12
HSA80	90S/90L	48/43	199/194	247/237	75	48	298	100/125	90	140	180	10
	100L						314	140	100	160	205	12
	112M						321	140	112	190	245	12
	132S						360	140	132	216	280	12
HSA120	90L	55.5/48	233/225	288/273	80	50	317	125	90	140	180	10
	100L						333	140	100	160	205	12
	112M						340	140	112	190	245	12
	132S/132M						379	140/178	132	216	280	12
	160M						429	210	160	254	330	15
HSA210	100L	63/55.5	269/261	331/316	90	56	356	140	100	160	205	12
	112M						363	140	112	190	245	12
	132S/132M						402	140/178	132	216	280	12
	160M/160L						452	210/254	160	254	330	15
	180M						465	241	180	279	355	15
HSA280	112M	75.5/63	295/288	371/351	95	65	369	140	112	190	245	12
	132S/132M						408	140/178	132	216	280	12
	160M/160L						458	210/254	160	254	330	15
	180M/180L						471	241/279	180	279	355	15
HSA440	132S/132M	80/73	343/336	434/409	110	73	433	140/178	132	216	280	12
	160M/160L						482	210/254	160	254	330	15
	180M/180L						495	241/279	180	279	355	15
	200L						507	305	200	318	395	19
	225S						553	286/311	225	356	435	19
HSA660	160M/160L	85.5	390	475	120	77	509	210/254	160	254	330	15
	180M/180L						522	241/279	180	279	355	15
	200L						534	305	200	318	395	19
	225S/225M						580	286/311	225	356	435	19
HSA940	160M/160L	142.5	527	535	180	90	545	210/254	160	254	330	15
	180M/180L						558	241/279	180	279	355	15
	200L						566	305	200	318	395	19
	225S/225M						612	286/311	225	356	435	19
	250M						631	349	250	406	490	24
HSA1300	160L	142.5	595	593	210	101	557	254	160	254	330	15
	180M/180L						570	241/279	180	279	355	15
	200L						578	305	200	318	395	19
	225S/225M						624	286/311	225	356	435	19
	250M						643	349	250	406	490	24
	280S						665	368	280	457	545	24

www.belimportsnab.by

HSA 泵机组安装说明
HSA PUMP UNIT INSTALLATION INSTRUCTIONS

J-A形机组安装尺寸图 Dimensional drawing of pump and motor assembly units

J-A形式安装尺寸图

Mounting dimension of type J-A: The diagram and list below are applicable for type of upward inlet and upward outlet and type of inlet at end surface and upward outlet. For the other types of pump, only the direction of inlet or outlet is different, but mounting dimensions are the same as this one.

HSAJ20-1300

安装形式A/Mounting of type A

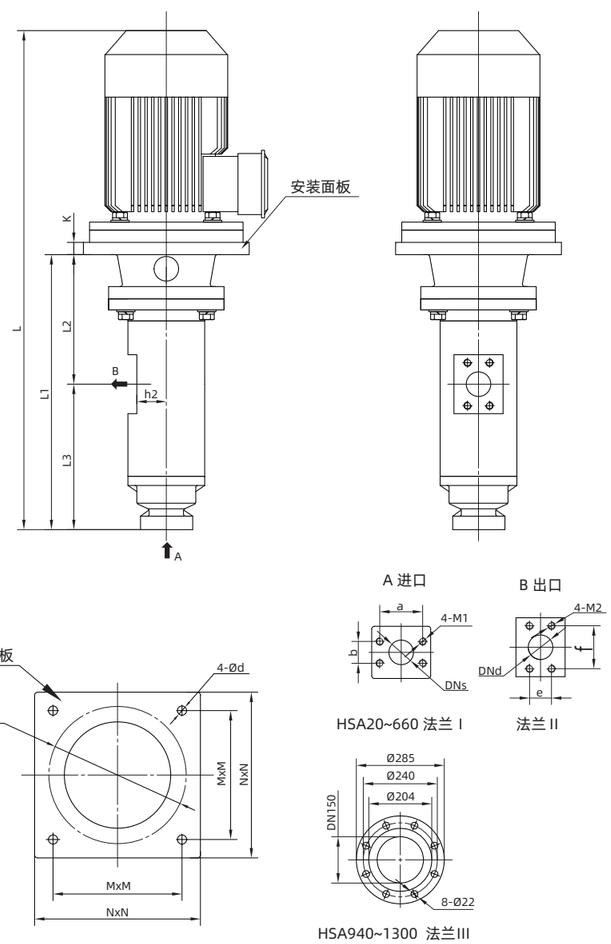

安装尺寸
MOUNTING DIMENSIONS

泵规格 Pump type	电机型号 Motor Size	L1 (2P/4P)	L2	≈ L (2P/4P)	h2	D	k	d	N×N	M×M
HSAJ 20	80S，80M	364	189	627	42	170	19	15	240×240	210×210
	90S, 90L	373	198	661						
HSAJ 40	80S，80M	390	195	653	42	170	19	15	240×240	210×210
	90S, 90L	400	205	688						
	100L	400	205	744			19.5		270×270	240×240
HSAJ 80	90S, 90L	470/460	223	758/748	48	210	19.5	15	270×270	240×240
	100L/112M	478/468	231	821/811						
	132S/132M	498/488	251	912/902			24.5		335×335	305×305
HSAJ 120	90L	528/513	240	816/801	53	210	19.5	15	270×270	240×240
	100L/112M	538/523	250	881/866						
	132S/132M	558/543	270	972/957			24.5		335×335	305×305
	160M	588/573	300	1113/1098		230		19	360×360	320×320
HSAJ 210	100L/112M	623/609	292	981/967	56	260	24.5	15	335×335	305×305
	132S/132M	623/609	292	1036/1022						
	160M/160L	653/639	322	1179/1165				19	360×360	320×320
HSAJ 280	112M	669/649	298	1028/1008	65	260	24.5	19	335×335	305×305
	132S/132M	669/649	298	1083/1063				15		
	160M/160L	699/679	328	1225/1205				19	360×360	320×320
	180M	699/679	328	1301/1281						
HSAJ 440	132S/132M	752/737	328	1166/1151	73	320	24.5	19	360×360	320×320
	160M/160L	776/761	352	1302/1287						
	180M/180L	776/761	352	1378/1363						
	200L	776/761	352	1470/1455				23	420×420	380×380
	225S	806/791	382	1499/1484					500×500	450×450
HSAJ 660	160M/160L	855	380	1380	77	320	24.5	19	360×360	320×320
	180M/180L	855	380	1457						
	200L	855	380	1548				23	420×420	380×380
	225S/225M	885	410	1578				23	500×500	450×450
	250M	885	410	1674				23	600×600	550×550
HSAJ 940	160M/160L	933	404	1459	90	400	24.5	23	550×550	500×500
	180M/180L	933	404	1535						
	200L	933	404	1627						
	225S/225M	963	434	1657					600×600	550×550
HSAJ 1300	160M/160L	1015	422	1541	101	400	35	23	550×550	500×500
	180M/180L	1015	422	1617						
	200L	1015	422	1709						
	225S/225M	1045	452	1739			35	23	600×600	550×550
	250M	1045	452	1834						

HSA 泵机组安装说明
HSA PUMP UNIT INSTALLATION INSTRUCTIONS

接口法兰尺寸图表 Flange Diagram

1450r/min的4级电机 4-pole motor of 1450r / min

法兰 I 执行标准：SAEJ518C	法兰 II 执行标准：SAEJ518C	法兰 III 执行标准 GB/T 20592
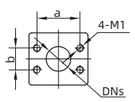	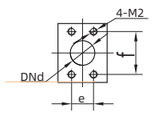	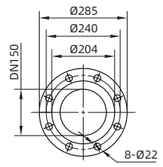

泵型号 Pump type	DNs	a	b	M1	视图	DNd	e	f	M2	视图
HSA20	$1^1/_4$ in	58.7	30.2	10	法兰 I （进口）	1 in	26.2	52.4	10	法兰 II （出口）
HSA40										
HSA80	$1^1/_2$ in	69.9	35.7	12		$1^1/_2$ in	35.7	69.9	12	
HSA120	2 in	77.8	42.9	12		2 in	42.9	77.8	12	
HSA210	$2^1/_2$ in	88.9	50.8	12		$2^1/_2$ in	50.8	88.9	12	
HSA280	3 in	106.4	61.9	16						
HSA440	4 in	130.2	77.8	16		3 in	61.9	106.4	16	
HSA660	5 in	152.4	92.1	16		4 in	77.8	130.2	16	
HSA940	DN150	PL150(B)-10 RF			法兰III （进口）	5 in	152.4	92.1	16	
HSA1300										

3000r/min的2级电机 2-pole motor of 3000r / min

泵型号 Pump type	DNs	a	b	M1	视图	DNd	e	f	M2	视图
HSA20	$1^1/_4$ in	58.7	30.2	10	法兰 I （进口）	1 in	26.2	52.4	10	法兰 II （出口）
HSA40										
HSA80	2 in	77.8	42.9	12		$1^1/_2$ in	35.7	69.9	12	
HSA120	$2^1/_2$ in	88.9	50.8	12		2 in	42.9	77.8	12	
HSA210	3 in	106.4	61.9	16		$2^1/_2$ in	50.8	88.9	12	
HSA280	4 in	130.2	77.8	16						
HSA440	5 in	152.4	92.1	16		3 in	61.9	106.4	16	
HSA660						4 in	77.8	130.2	16	

安装尺寸
MOUNTING DIMENSIONS

HSA系列三螺杆泵进出口方向代号 Code for inlet and outlet direction of HSA series three screw pump

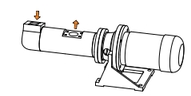 上进上出（SS）	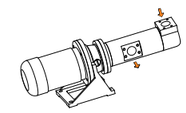 上进右出（SY）	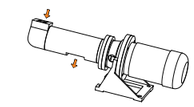 上进下出（SX）	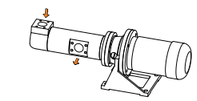 上进左出（SZ）
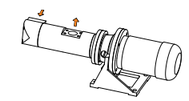 右进上出（YS）	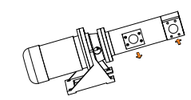 右进右出（YY）	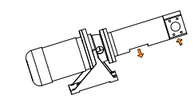 右进下出（YX）	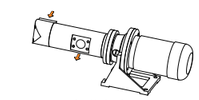 右进左出（YZ）
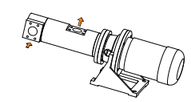 左进上出（ZS）	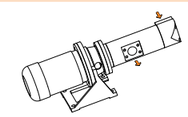 左进右出（ZY）	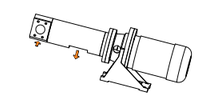 左进下出（ZX）	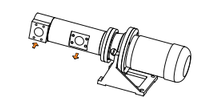 左进左出（ZZ）
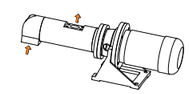 下进上出（XS）	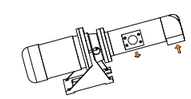 下进右出（XY）	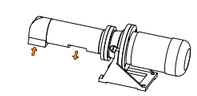 下进下出（XX）	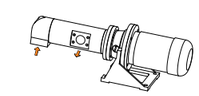 下进左出（XZ）
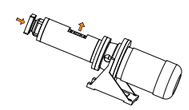 端进上出（DS）	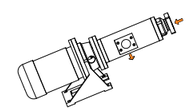 端进右出（DY）	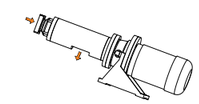 端进下出（DX）	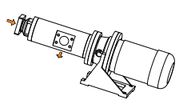 端进左出（DZ）

注：
1. 以上进出口方向视角均为面向泵轴伸端(从电机看泵)；
2. 泵进出口方向代号不在泵型号中体现，若有需求请单独提出；侧进口默认按上进上出（SS）供货，端进口默认按端进上出（DS）供货；
3. 图形以F安装形式为列，适用于D安装形式。
1. Facing pump shaft end (viewed from motor end)·
2. Pump inlet/outlet direction code shall not be in the pump code. Top in and top out (SS) shall be defaulted for side in design; End in and top out (DS) shall be defaulted for the end in design.
3. F type is demonstrated and also suitable for D type.

www.belimportsnab.by

解决方案 / Solution plan

可为客户提供专业的、全方位的螺杆泵系统应用解决方案。
Be able to provide the professional and all-aspect solution plan for the application of screw-pump system.

流程服务 / Process service

执行“AAE”流程服务体系，更严谨、更周到的关注每一个细节。
Carry out “AAE” process service system,and concern about every detail more carefully and more thoughtfully.

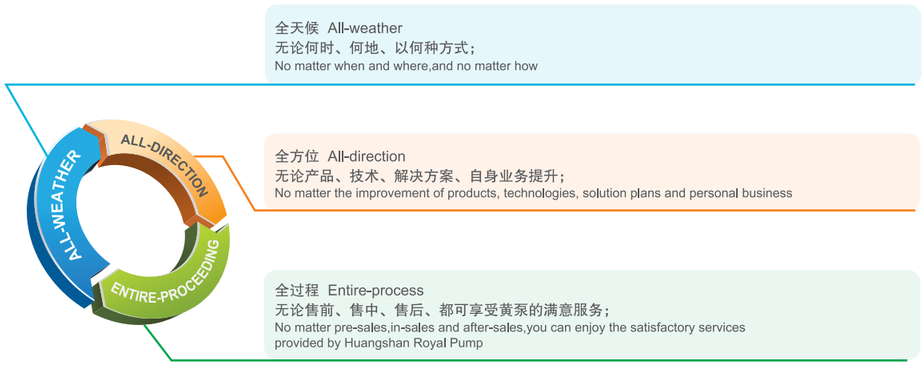

预案管控 / Plan control

拥有系统的预案体系，对应用过程中的常见问题做到事前提醒和服务跟踪。
Possess the systematic plan system, and achieve reminding in advance and tracking service as for the common problems in the process of application.